



Customer: Lenze BO

Contacts: Lenze

Phone:

E-mail:

Project:

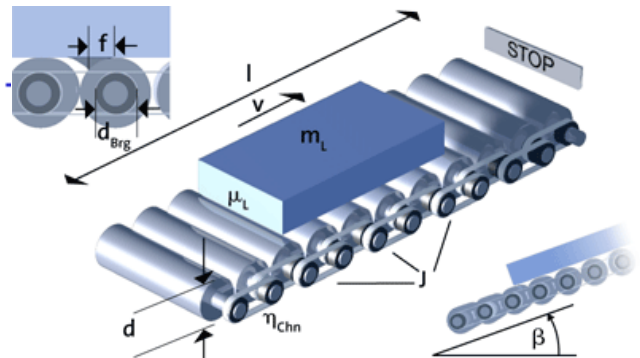
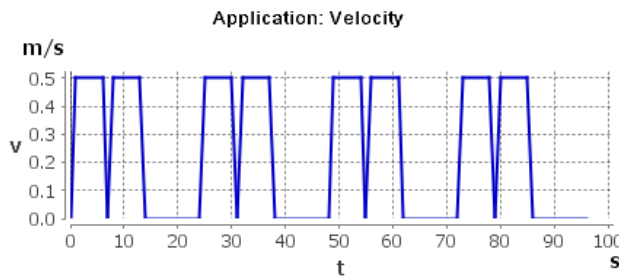
Drive axis: Rollenförderer 2000kg 0,5m/s 0,5m/s²

Roller conveyor

Diameter of the transport rolls	d	89.0 mm
Leverage of rolling friction	f	1.20 mm
Chain efficiency	η_{Chn}	0.990
Bearing diameter	d_{Brg}	100 mm
Number of wrapped chain turns	N_{Chn}	14
Moment of inertia of transport rollers	J	1.00E-04 kgm ²
Angle of tilt	β	0 °
Coefficient of friction of load/roll		
Coefficient of friction of the bearing	μ_{Brg}	2.00E-03

Kinematic key data

Cycle time	t	96.0 s
Max. velocity	v_{max}	0.500 m/s
Max. acceleration	a_{max}	0.500 m/s ²
Max. mass in motion	$m_{\text{sum,max}}$	2000 kg



Electrical supply and ambient conditions

Electrical supply system

Max. motor/inverter ambient temperature

Site altitude

		3AC 400 V 50 Hz
ϑ_{opr}		30 °C / 40 °C
h		1000 m

Calculated requirement of the application

Max. working point

Effective base process power of the application

Moment of inertia application

Max. load-matching factor

opr_{max}		107 1/min / 80.6 Nm / 0.905 kW
$P_{\text{rms,cto}}$		0.221 kW
$J_{\text{min}} / J_{\text{max}}$		1.00E-04 kgm ² / 3.96 kgm ²
$K_{J,\text{max}}$		18

Selected products

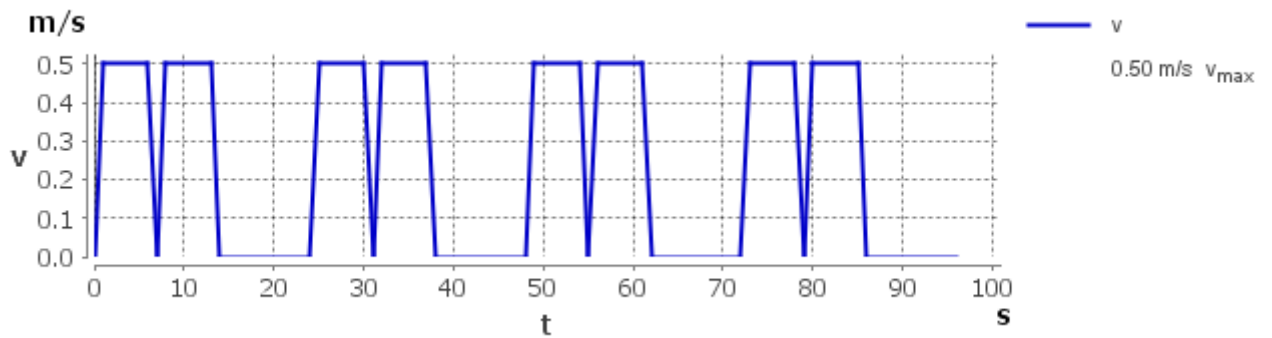
Rated data

Utilisation
Thermal Maximum

Motor	1 x MSEMXX063-42			
	P_N, n_N, M_N	0.47 kW / 2600 1/min / 1.75 Nm	M	54 %
Gearboxes	1 x g500-B110 (Direct mounting)			
	$i_G, M_{\text{per,out}}$	22.4890 / 104 Nm	M	27 % 79 %
			n	31 % 57 %
Additional drive element	1 x Chain --- (i=1.07)			
Integrated brake transistor			P	0.04 % 2 %
Brake resistor	1 x 10W / 400Ω			
Electromechanical brake	without brake			
Feedback	without			



Application: Velocity



Application: Mass in motion

