

CERTIFICATE OF COMPLIANCE

Certificate Number 20130308-E210321
Report Reference E210321-20080311
Issue Date 2013-MARCH-08

Issued to: LENZE DRIVES GMBH
BRESLAUER STR 3, 32699 EXTERTAL GERMANY



This is to certify that representative samples of COMPONENT - SERVO AND STEPPER MOTORS
See next page for models

Have been investigated by UL in accordance with the Standard(s) indicated on this Certificate.

Standard(s) for Safety: UL 1004-1, Rotating Electrical Machines - General Requirements
UL 1004-6, Servo and Stepper Motors
CSA C22.2 No. 100, Motors and Generators

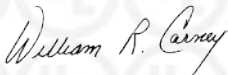
Additional Information: See the UL Online Certifications Directory at www.ul.com/database for additional information

Only those products bearing the UL Recognized Component Marks for the U.S. and Canada should be considered as being covered by UL's Recognition and Follow-Up Service and meeting the appropriate U.S. and Canadian requirements.

The UL Recognized Component Mark for the U.S. generally consists of the manufacturer's identification and catalog number, model number or other product designation as specified under "Marking" for the particular Recognition as published in the appropriate UL Directory. As a supplementary means of identifying products that have been produced under UL's Component Recognition Program, UL's Recognized Component Mark: , may be used in conjunction with the required Recognized Marks. The Recognized Component Mark is required when specified in the UL Directory preceding the recognitions or under "Markings" for the individual recognitions. The UL Recognized Component Mark for Canada consists of the UL Recognized Mark for Canada:  and the manufacturer's identification and catalog number, model number or other product designation as specified under "Marking" for the particular Recognition as published in the appropriate UL Directory.

Recognized components are incomplete in certain constructional features or restricted in performance capabilities and are intended for use as components of complete equipment submitted for investigation rather than for direct separate installation in the field. The final acceptance of the component is dependent upon its installation and use in complete equipment submitted to UL LLC.

Look for the UL Recognized Component Mark on the product.



William R. Carney, Director, North American Certification Programs

UL LLC

Any information and documentation involving UL Mark services are provided on behalf of UL LLC (UL) or any authorized licensee of UL. For questions, please contact a local UL Customer Service Representative at www.ul.com/contactus



CERTIFICATE OF COMPLIANCE

Certificate Number 20130308-E210321
Report Reference E210321-20080311
Issue Date 2013-MARCH-08

This is to certify that representative samples of the product as specified on this certificate were tested according to the current UL requirements.

Asynchron and Synchron Servo Motors; SDSG, followed by A or S, followed by BI, BR, BS, BV, BX, GX, IG, RS or XX, followed by 035, 047, 056 or 063, followed by 2 or 3, followed by 2 or 3, followed by U.

Asynchron and Synchron Servo Motors; MRS and MRA; followed by 08, 09, 10 or 11; followed by C, E, F, H or J; followed by any digits or letters; followed by U.

Series:

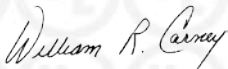
SDSGS##035-22, MRS08C, SDSGS##047-22, MRS09E, SDSGS##056-22, MRS10F, SDSGA##035-22, MRA08C, SDSGA##047-22, MRA09E, SDSGA##056-22, MRA10F, SDSGA##063-22, MRA11H, SDSGA##063-32, MRA11J, SDSGS##035-22, MRS08C, SDSGS##047-22, MRS09E, SDSGS##056-22, MRS10F, SDSGS##063-22, MRS11H, SDSGS##063-32, MRS11J

Note: ## denotes suffixes as indicated in the nomenclature.

MODEL NOMENCLATURE:

S	D	S	G	A	RS	056	-	2	2
I.	II.	III.	IV.	V.	VI.	VII.	-	VIII.	IX.

- I. Indicates Series:
S – Motors produced by Lenze Small Drives
- II. Indicates numbers of phases:
D – 3-phase
- III. Indicates cooling method or other as indicated
S – No cooling
F – external Fan
- IV. Indicates built type of motor:
G – Smooth housing round



William R. Carney, Director, North American Certification Programs
UL LLC

Any information and documentation involving UL Mark services are provided on behalf of UL LLC (UL) or any authorized licensee of UL. For questions, please contact a local UL Customer Service Representative at www.ul.com/contactus



CERTIFICATE OF COMPLIANCE

Certificate Number 20130308-E210321
Report Reference E210321-20080311
Issue Date 2013-MARCH-08

- V. Indicates electrical type of motor:
 A – Asynchron machine
 S – Synchron machine

- VI. Indicates signal measure method:
 BI – Brake and Incremental Encoder
 BR – Brake
 BS – Brake and Resolver
 BV – Brake, prepared
 BX – Brake, Encoder prepared
 GX – No Brake, no Encoder
 IG – Incremental Encoder
 RS – Resolver
 XX - No Brake, no Encoder

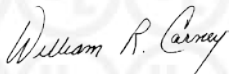
- VII. Indicates approx outside radius of motor housing:
 035 – 32.5mm
 047 – 37.5mm
 056 – 42.5mm
 063 – 47.5mm

- VIII. Indicates approx length of motor:
 2 – middle
 3 – long

- IX. Indicates number of pole pairs:
 2 – two pole pairs
 3 – three pole pairs

Alternate Model Nomenclature:

Example:	MRS	08C	27	-	RSO	BO	A	24	N	ST	2	S00	N	R	0	S	U
	I	II	III	IV	V	VI	VII	VIII	IX	X	XI	XII	XIII	XIV	XV	XVI	XVII



William R. Carney, Director, North American Certification Programs
 UL LLC

Any information and documentation involving UL Mark services are provided on behalf of UL LLC (UL) or any authorized licensee of UL. For questions, please contact a local UL Customer Service Representative at www.ul.com/contactus



CERTIFICATE OF COMPLIANCE

Certificate Number 20130308-E210321
Report Reference E210321-20080311
Issue Date 2013-MARCH-08

- I. Motor Type:
MRA – 3 phase asynchronous motor
MRS - 3 phase synchronous motor

II. Motor Size:

	Outside dimension of housing (mm)	Length of stator package (mm)
08C	75 by 75	30
09E	85 by 85	50
10F	95 by 95	60
11H	105 by 105	80
11J	105 by 105	100

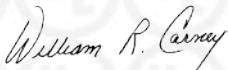
- III. Rated speed:
Value in 100rpm (Example 2000 = 20)

- IV. to XI. Additional digits or letters to indicate Speed/angel sensor, brake, design and shaft diameter.

- XII. Cooling:
S00 – Natural ventilation (no fan)
Fxx – external Fan (xx indicates any digit between 00 and 99)

- XIII to XVI. Additional digits or letters to indicate Temperature protection, color etc.

- XVII. Specification:
U – UL/cUL approval



William R. Carney, Director, North American Certification Programs
UL LLC

Any information and documentation involving UL Mark services are provided on behalf of UL LLC (UL) or any authorized licensee of UL. For questions, please contact a local UL Customer Service Representative at www.ul.com/contactus

