



i500 inverters


0.25 ... 132 kW

Lenze makes many things easy for you.

With our motivated and committed approach, we work together with you to create the best possible solution and set your ideas in motion - whether you are looking to optimize an existing machine or develop a new one. We always strive to make things easy and seek perfection therein. This is anchored in our thinking, in our services and in every detail of our products. It's as easy as that!

On principle: Always perfect: the new i500

The i500 is ideal for numerous applications:
travelling drives, conveyor drives, shaper drives, pumps and fans, tool drives, hoist drives and winding drives.



Less means more!

Focused on the essentials: the new i500

i500 is the new inverter series - a streamlined design, scalable functionality and exceptional user-friendliness.

Less unnecessary elements

- High scalability in terms of the mains voltage range, rated power and modular structure
- Diagnostics via keypad, USB or WLAN

More cost savings

- Optimised solution for individual customer requirements
- Flexibility

Smaller size

- Compact size:
Up to 11 kW just 130mm deep and up to 2.2 kW just 60mm wide
- Side-by-side installation: can be mounted adjacent to each other

More space in the control cabinet

- Provides solutions in limited spaces
- Smaller control cabinets reduce costs

Less engineering expenditure

- Intuitively logical structure of parameters
- Easy controller integration
- Supports all current networks

More time for the essentials

- Saves time in engineering
- Reduction in potential error sources

Less installation expense

- Keyhole mounting
- Pluggable terminals up to 2.2 kW
- Out of the box operability. Simply connect, start, go!
- Plug-in memory module

More productivity

- Saves time during installation
- Fewer faults in use
- Lower costs in the event of a service

Less energy consumption

- Fewer inverter losses thanks to the use of cutting-edge technologies
- Energy-efficient

More sustainability

- Best efficiency values, lowest energy costs
- Future-proof thanks to DIN EN 50598

Less downtime

- Robust single board design
- Entire device produced by Lenze


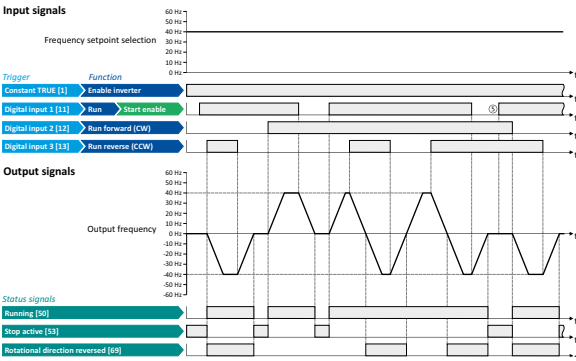

Greater reliability

- Lower quality assurance costs in manufacture
- Reduces operational guarantee costs



Functionality

i500 provides a high-quality frequency inverter that already conforms to future standard in accordance with the EN 50598-2 efficiency classes (IE). Overall, this provides a reliable and future-proof drive for a wide range of machine applications.

| Adjustable motor controls for three-phase AC motors | |
|---|--|
|  | <ul style="list-style-type: none"> • V/f characteristic control linear/square-law (VFC plus) • Sensorless vector control (SLV) • Energy saving function (VFC-ECO) • Servo control (SC-ASM) with feedback • Sensorless vector control for synchronous motors (up to 22 kW) |
| Motor functions | |
|  | <ul style="list-style-type: none"> • Flying restart circuit • Slip compensation • Energy saving function (VFC-Eco) • DC braking • Oscillation damping • Skip frequencies • Automatic identification of the motor data • Braking energy management • Holding brake control • Voltage add-function • Rational Energy Ride Through (backup operation in case of mains failure) • Speed feedback (HTL encoder) • Brake resistor control (brake chopper integrated) • DC-bus connection (400 V devices) |
| Application functions | |
|  | <ul style="list-style-type: none"> • Process controller (PID) • Process controller - sleep mode and rinse function • Freely assignable favorite menu • Parameter change-over • S-shaped ramps for smooth acceleration • Motor potentiometer • Flexible I/O configuration • Access protection • Automatic restart • OEM parameter set • Sequence control |

Monitoring

| | | |
|----------------------|---|---|
| off | off | No supply voltage |
| 1 Hz | Safe torque off (STO) active | Safe torque off (STO) active, warning active |
| 2 Hz | Inverter disabled | Inverter disabled, no DC-bus voltage |
| | Inverter disabled, warning active | Inverter disabled, error available |
| | Inverter enabled and motor running | Inverter enabled and motor running, warning pending |
| | Inverter enabled, quick stop as response to a fault active | |
| Error message | Cause and remedy (W = warning, T = trouble, F = fault) | |
| .2382/.2383 | Ixt fault/Ixt warning | |
| .3210/.3211 | Overvoltage DC-bus/warning overvoltage DC-bus | |
| .3220/.3221 | DC-bus voltage too low for switch-on | |
| .3222 | DC-bus voltage too low for switch-on | |
| .4310 | Motor overtemperature error | |
| .6280 | Trigger/functions incorrectly connected. In flexible mode, the controller release or Run/Stop must be allocated to an I/O. Do not use start forward/backward and run forward/backward at the same time. | |
| .FF37 | Automatic start disabled | |

- Short circuit
- Earth fault
- Device overload monitoring (i*t)
- Motor overload monitoring (i²*t)
- Mains phase failure
- Stalling protection
- Motor current limit
- Maximum torque
- Ultimate motor current
- Motor speed monitoring
- Load loss detection
- Motor temperature monitoring (PTC and thermal contact)

Diagnostics



- Error history buffer
- Logbook
- LED status displays
- Keypad language selection German, English
- PC tool (EASY Starter)
- Smartphone app (iOS and Android)



App Store



Google Play

Safety functions (optional)



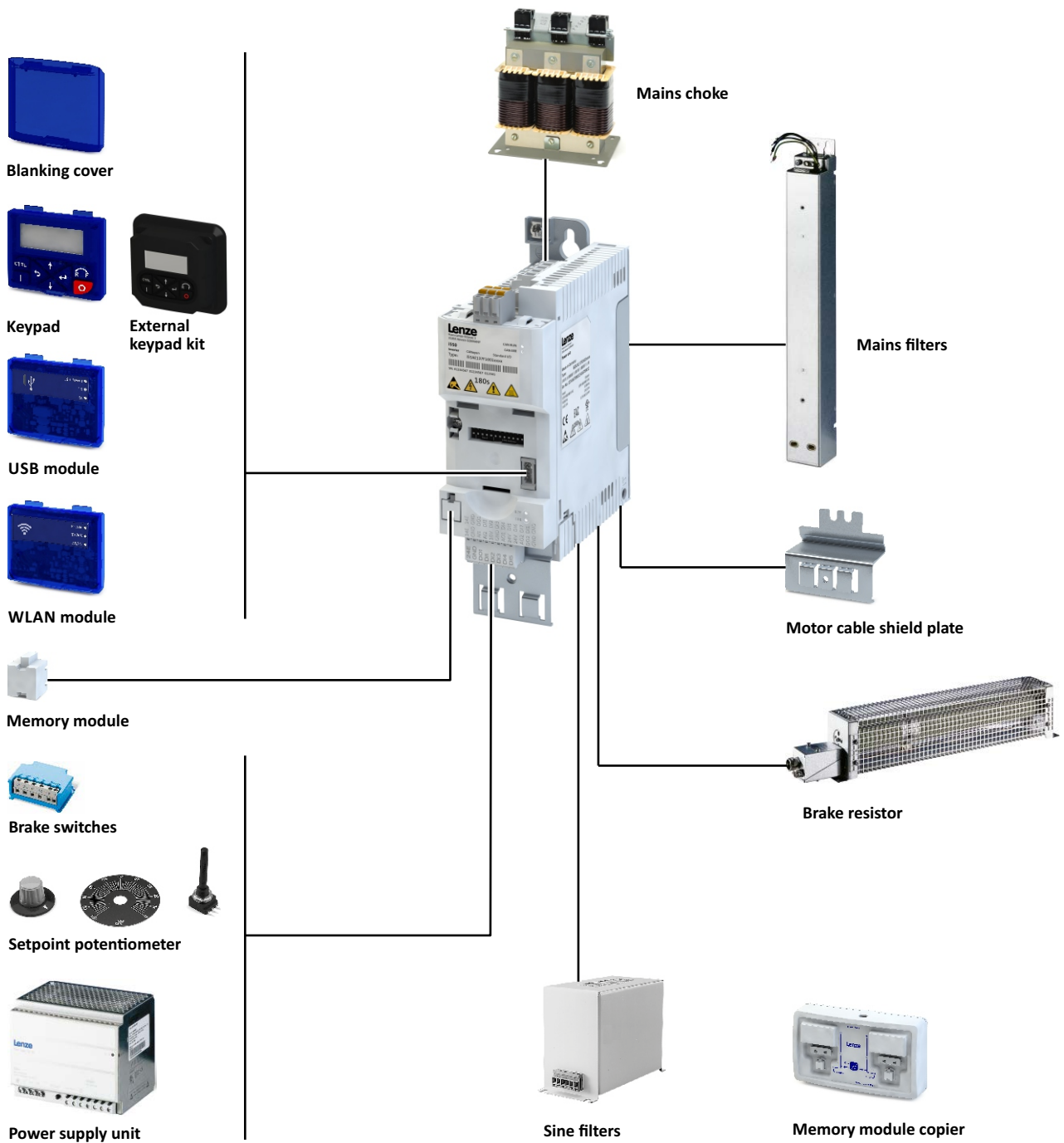
- STO (Safe torque off) with PL “e” and SIL 3

Network (optional)



- CANopen
- Modbus RTU
- ModBus TCP
- IO-Link
- EtherCAT
- EtherNet/IP
- PROFIBUS
- PROFINET
- POWERLINK

The scalable inverter is completed by an accessory kit. Simply select all the necessary components oriented to your application.



Technical data

Inverter i510; connection to 230-V mains

| | | |
|--|-------------------|---|
| Conformities | CE | 2014/35/EU, 2014/30/EU |
| | EAC | TR TC 004/2011, TP TC 020/2011 |
| | RoHS 2 | 2011/65/EU |
| Approvals | cUL _{us} | UL 61800-5-1, CSA 22.2 No. 274 |
| Energy efficiency | Class IE2 | EN 50598-2 |
| Protection type | IP20 | EN 60529 (except in wire range of terminals) |
| | | NEMA 250 (type 1 protection against accidental contact only) |
| | Open type | Only in UL-approved systems |
| Power systems | TT, TN | Voltage to earth: max. 300 V |
| | IT | Apply the measures described for IT systems! |
| Mains switching | | 3 x within one minute possible |
| Operation with residual current circuit breaker | | Up to 2.2 kW 30 mA |
| Cable length for EMC | Category C2 | 20 m (≤0.37 kW max. 15 m) |
| | Category C3 | ≥ 35 m (≤0.37 kW max. 15 m) |
| Switching frequencies | | 2, 4, 8, 16 kHz, The rated output currents listed below apply at 45 °C and switching frequencies of 2 and 4 kHz, and at 40 °C and switching frequencies of 8 and 16 kHz |
| Ambient temperature | | 55 °C (derating of 2.5 %/°C above 45 °C) |
| Max. output frequency | | 0 Hz ... 599 Hz |
| Overload capacity | | 200 % for 3s; 150 % for 60 s |

| | Rated power | Mains voltage range | Rated output current | Weight | Dimensions (h x w x d) |
|---|-------------|---|----------------------|--------|------------------------|
| | [kW] | [V] | [A] | [kg] | [mm] |
| 1-phase inverter with integrated RFI filter | | | | | |
| i510-C0.25/230-1 | 0.25 | 1/N/PE AC 170 V ... 264 V 45 Hz ... 65 Hz | 1.7 | 0.75 | 155 x 60 x 130 |
| i510-C0.37/230-1 | 0.37 | | 2.4 | 0.75 | 155 x 60 x 130 |
| i510-C0.55/230-1 | 0.55 | | 3.2 | 0.95 | 180 x 60 x 130 |
| i510-C0.75/230-1 | 0.75 | | 4.2 | 0.95 | 180 x 60 x 130 |
| i510-C1.1/230-1 | 1.1 | | 6 | 1.35 | 250 x 60 x 130 |
| i510-C1.5/230-1 | 1.5 | | 7 | 1.35 | 250 x 60 x 130 |
| i510-C2.2/230-1 | 2.2 | | 9.6 | 1.35 | 250 x 60 x 130 |
| 1/3-phase inverter without integrated RFI filter | | | | | |
| i510-C0.25/230-2 | 0.25 | 1/N/PE AC or 3/PE AC 170 V ... 264 V 45 Hz ... 65 Hz | 1.7 | 0.75 | 155 x 60 x 130 |
| i510-C0.37/230-2 | 0.37 | | 2.4 | 0.75 | 155 x 60 x 130 |
| i510-C0.55/230-2 | 0.55 | | 3.2 | 0.95 | 180 x 60 x 130 |
| i510-C0.75/230-2 | 0.75 | | 4.2 | 0.95 | 180 x 60 x 130 |
| i510-C1.1/230-2 | 1.1 | | 6 | 1.35 | 250 x 60 x 130 |
| i510-C1.5/230-2 | 1.5 | | 7 | 1.35 | 250 x 60 x 130 |
| i510-C2.2/230-2 | 2.2 | | 9.6 | 1.35 | 250 x 60 x 130 |
| 3-phase inverter without integrated RFI filter | | | | | |
| i510-C4.0/230-3 | 4 | 3/PE AC 170 V ... 264 V 45 Hz ... 65 Hz | 16.5 | 2.1 | 250 x 90 x 130 |
| i510-C5.5/230-3 | 5.5 | | 23 | 2.1 | 250 x 90 x 130 |

Inverter i510; connection to 400-V mains

| | | |
|--|-------------------|---|
| Conformities | CE | 2014/35/EU, 2014/30/EU |
| | EAC | TR TC 004/2011, TP TC 020/2011 |
| | RoHS 2 | 2011/65/EU |
| Approvals | cUL _{us} | UL 61800-5-1, CSA 22.2 No. 274 |
| Energy efficiency | Class IE2 | EN 50598-2 |
| Protection type | IP20 | EN 60529 (except in wire range of terminals) NEMA 250 (type 1 protection against accidental contact only) |
| | Open type | Only in UL-approved systems |
| | | |
| Power systems | TT, TN | Voltage to earth: max. 300 V |
| | IT | Apply the measures described for IT systems! |
| Mains switching | | 3 x within one minute possible |
| Operation with residual current circuit breaker | | Up to 2.2 kW 30 mA |
| Cable length for EMC | Category C2 | 20 m (≤0.37 kW max. 15 m) |
| | Category C3 | 35 m (≤0.37 kW max. 15 m) |
| Switching frequencies | | 2, 4, 8, 16 kHz, The rated output currents listed below apply at 45 °C and switching frequencies of 2 and 4 kHz, and at 40 °C and switching frequencies of 8 and 16 kHz |
| Ambient temperature | | 55 °C (derating of 2.5 %/°C above 45 °C) |
| Max. output frequency | | 0 Hz ... 599 Hz |
| Overload capacity | | 200 % for 3s; 150 % for 60 s |

| | Rated power | Mains voltage range | Rated output current | Weight | Dimensions (h x w x d) |
|--|-------------|---|----------------------|--------|------------------------|
| | [kW] | [V] | [A] | [kg] | [mm] |
| 3-phase inverter with integrated RFI filter | | | | | |
| i510-C0.37/400-3 | 0.37 | 3/PE AC 340 V ... 528 V 45 Hz ... 65 Hz | 1.3 | 0.75 | 155 x 60 x 130 |
| i510-C0.55/400-3 | 0.55 | | 1.8 | 0.95 | 180 x 60 x 130 |
| i510-C0.75/400-3 | 0.75 | | 2.4 | 0.95 | 180 x 60 x 130 |
| i510-C1.1/400-3 | 1.1 | | 3.2 | 1.35 | 250 x 60 x 130 |
| i510-C1.5/400-3 | 1.5 | | 3.9 | 1.35 | 250 x 60 x 130 |
| i510-C2.2/400-3 | 2.2 | | 5.6 | 1.35 | 250 x 60 x 130 |
| i510-C3.0/400-3 | 3 | | 7.3 | 1.35 | 250 x 60 x 130 |
| i510-C4.0/400-3 | 4 | | 9.5 | 1.35 | 250 x 60 x 130 |
| i510-C5.5/400-3 | 5.5 | | 13 | 2.3 | 250 x 90 x 130 |
| i510-C7.5/400-3 | 7.5 | | 16.5 | 3.7 | 276 x 120 x 130 |
| i510-C11/400-3 | 11 | | 23.5 | 3.7 | 276 x 120 x 130 |
| 3-phase mains connection 400 V - Light duty; with integrated RFI filter | | | | | |
| i510-C3.0/400-3 | 4 | 3/PE AC 340 V ... 528 V 45 Hz ... 65 Hz | 8.8 | 1.35 | 250 x 60 x 130 |
| i510-C4.0/400-3 | 5.5 | | 11.9 | 1.35 | 250 x 60 x 130 |
| i510-C5.5/400-3 | 7.5 | | 15.6 | 2.3 | 250 x 90 x 130 |
| i510-C7.5/400-3 | 11 | | 23 | 3.7 | 276 x 120 x 130 |
| i510-C11/400-3 | 15 | | 28.2 | 3.7 | 276 x 120 x 130 |

i510-C3.0/400-3 and i510-C4.0/400-3 of the generation "A" are 90 mm wide.
As stated, the devices of the generation "B" with a width of 60 mm are 33% smaller.

Inverter i550; connection to 120 V mains and 230 V mains

| | | |
|--|-------------------|---|
| Conformities | CE | 2014/35/EU, 2014/30/EU |
| | EAC | TR TC 004/2011, TP TC 020/2011 |
| | RoHS 2 | 2011/65/EU |
| Approvals | cUL _{us} | UL 61800-5-1, CSA 22.2 No. 274 |
| Energy efficiency | Class IE2 | EN 50598-2 |
| Protection type | IP20 | EN 60529 (except in wire range of terminals) NEMA 250 (type 1 protection against accidental contact only) |
| | Open type | Only in UL-approved systems |
| | | |
| Power systems | TT, TN | Voltage to earth: max. 300 V |
| | IT | Apply the measures described for IT systems! |
| Mains switching | | 3 x within one minute possible |
| Operation with residual current circuit breaker | | up to 2.2 kW 30 mA, above this 300 mA |
| Cable length for EMC | Category C2 | 20 m (≤0.37 kW max. 15 m) |
| | Category C3 | ≥ 35 m (≤0.37 kW max. 15 m) |
| Switching frequencies | | 2, 4, 8, 16 kHz, The rated output currents listed below apply at 45 °C and switching frequencies of 2 and 4 kHz, and at 40 °C and switching frequencies of 8 and 16 kHz |
| Max. ambient temperature | | 55 °C (derating of 2.5 %/ °C above 45 °C) |
| Max. output frequency | | 0 Hz ... 599 Hz |
| Overload capacity | | 200 % for 3s; 150 % for 60 s |

| | Rated power | Mains voltage range | Rated output current | Weight | Dimensions (h x w x d) |
|--|-------------|---|----------------------|--------|------------------------|
| | [kW] | [V] | [A] | [kg] | [mm] |
| 1-phase mains connection 120 V; without integrated RFI filter | | | | | |
| i550-C0.25/120-1 | 0.25 | 1/N/PE AC 90 V ... 132 V 45 Hz ... 65 Hz | 1.7 | 1 | 180 x 60 x 130 |
| i550-C0.37/120-1 | 0.37 | | 2.4 | 1 | 180 x 60 x 130 |
| i550-C0.75/120-1 | 0.75 | | 4.2 | 1.35 | 250 x 60 x 130 |
| i550-C1.1/120-1 | 1.1 | | 6 | 1.35 | 250 x 60 x 130 |
| 1-phase mains connection 230/240 V; with integrated RFI filter | | | | | |
| i550-C0.25/230-1 | 0.25 | 1/N/PE AC 170 V ... 264 V 45 Hz ... 65 Hz | 1.7 | 0.8 | 155 x 60 x 130 |
| i550-C0.37/230-1 | 0.37 | | 2.4 | 0.8 | 155 x 60 x 130 |
| i550-C0.55/230-1 | 0.55 | | 3.2 | 1 | 180 x 60 x 130 |
| i550-C0.75/230-1 | 0.75 | | 4.2 | 1 | 180 x 60 x 130 |
| i550-C1.1/230-1 | 1.1 | | 6 | 1.35 | 250 x 60 x 130 |
| i550-C1.5/230-1 | 1.5 | | 7 | 1.35 | 250 x 60 x 130 |
| i550-C2.2/230-1 | 2.2 | | 9.6 | 1.35 | 250 x 60 x 130 |
| 1-phase mains connection 230/240 V; without integrated RFI filter | | | | | |
| i550-C0.25/230-2 | 0.25 | 1/N/PE A 170 V ... 264 V 45 Hz ... 65 Hz | 1.7 | 0.8 | 155 x 60 x 130 |
| i550-C0.37/230-2 | 0.37 | | 2.4 | 0.8 | 155 x 60 x 130 |
| i550-C0.55/230-2 | 0.55 | | 3.2 | 1 | 180 x 60 x 130 |
| i550-C0.75/230-2 | 0.75 | | 4.2 | 1 | 180 x 60 x 130 |
| i550-C1.1/230-2 | 1.1 | | 6 | 1.35 | 250 x 60 x 130 |
| i550-C1.5/230-2 | 1.5 | | 7 | 1.35 | 250 x 60 x 130 |
| i550-C2.2/230-2 | 2.2 | | 9.6 | 1.35 | 250 x 60 x 130 |
| 3-phase mains connection 230/240 V; without integrated RFI filter | | | | | |
| i550-C0.25/230-2 | 0.25 | 3/PE AC 170 V ... 264 V 45 Hz ... 65 Hz | 1.7 | 0.8 | 155 x 60 x 130 |
| i550-C0.37/230-2 | 0.37 | | 2.4 | 0.8 | 155 x 60 x 130 |
| i550-C0.55/230-2 | 0.55 | | 3.2 | 1 | 180 x 60 x 130 |
| i550-C0.75/230-2 | 0.75 | | 4.2 | 1 | 180 x 60 x 130 |
| i550-C1.1/230-2 | 1.1 | | 6 | 1.35 | 250 x 60 x 130 |
| i550-C1.5/230-2 | 1.5 | | 7 | 1.35 | 250 x 60 x 130 |
| i550-C2.2/230-2 | 2.2 | | 9.6 | 1.35 | 250 x 60 x 130 |
| i550-C4.0/230-3 | 4 | | 16.5 | 2.1 | 250 x 90 x 130 |
| i550-C5.5/230-3 | 5.5 | | 23 | 2.1 | 250 x 90 x 130 |

Inverter i550; connection to 400 V mains

Certain i550 400 V inverters can be operated with two load characteristics.

Heavy Duty: For requirements with high overload behaviour.

Light Duty: For requirements with low-level overload behaviour.

| | | |
|--|-------------------|---|
| Conformities | CE | 2014/35/EU, 2014/30/EU |
| | EAC | TR TC 004/2011, TP TC 020/2011 |
| | RoHS 2 | 2011/65/EU |
| Approvals | cUL _{us} | UL 61800-5-1, CSA 22.2 No. 274 |
| Energy efficiency | Class IE2 | EN 50598-2 |
| Protection type | IP20 | EN 60529 (except in wire range of terminals) |
| | Open type | NEMA 250 (type 1 protection against accidental contact only) Only in UL-approved systems |
| Power systems | TT, TN | Voltage to earth: max. 300 V |
| | IT | Apply the measures described for IT systems! |
| Mains switching | | 3 x within one minute possible |
| Operation with residual current circuit breaker | | Up to 2.2 kW 30 mA |
| Cable length for EMC | Category C2 | 20 m (≤0.37 kW max. 15 m) |
| | Category C3 | 35 m (≤0.37 kW max. 15 m) |
| Switching frequencies | | 2, 4, 8, 16 kHz, The rated output currents listed below apply at 45 °C and switching frequencies of 2 and 4 kHz, and at 40 °C and switching frequencies of 8 and 16 kHz |
| Ambient temperature | | 55 °C (derating of 2.5 %/°C above 45 °C) |
| Max. output frequency | | 0 Hz ... 599 Hz |
| Overload capacity | | 200 % for 3s; Heavy Duty: 150 % for 60s; Light Duty: 120 % for 60 s |

| | Rated power | Mains voltage range | Rated output current | Weight | Dimensions (h x w x d) |
|--|-------------|---|----------------------|-----------------|------------------------|
| | [kW] | [V] | [A] | [kg] | [mm] |
| 3-phase mains connection 400 V – heavy duty; with integrated RFI filter | | | | | |
| i550-C0.37/400-3 | 0.37 | 3/PE AC 340 V ... 528 V 45 Hz ... 65 Hz | 1.3 | 0.8 | 155 x 60 x 130 |
| i550-C0.55/400-3 | 0.55 | | 1.8 | 1 | 180 x 60 x 130 |
| i550-C0.75/400-3 | 0.75 | | 2.4 | 1 | 180 x 60 x 130 |
| i550-C1.1/400-3 | 1.1 | | 3.2 | 1.35 | 250 x 60 x 130 |
| i550-C1.5/400-3 | 1.5 | | 3.9 | 1.35 | 250 x 60 x 130 |
| i550-C2.2/400-3 | 2.2 | | 5.6 | 1.35 | 250 x 60 x 130 |
| i550-C3.0/400-3 | 3 | | 7.3 | 1.35 | 250 x 60 x 130 |
| i550-C4.0/400-3 | 4 | | 9.5 | 1.35 | 250 x 60 x 130 |
| i550-C5.5/400-3 | 5.5 | | 13 | 2.3 | 250 x 90 x 130 |
| i550-C7.5/400-3 | 7.5 | | 16.5 | 3.7 | 276 x 120 x 130 |
| i550-C11/400-3 | 11 | | 23.5 | 3.7 | 276 x 120 x 130 |
| i550-C15/400-3 | 15 | | 32 | 10.3 | 347 x 204.5 x 222 |
| i550-C18/400-3 | 18.5 | | 40 | 10.3 | 347 x 204.5 x 222 |
| i550-C22/400-3 | 22 | | 47 | 10.3 | 347 x 204.5 x 222 |
| i550-C30/400-3 | 30 | | 61 | 17.2 | 450 x 250 x 230 |
| i550-C37/400-3 | 37 | | 76 | 17.2 | 450 x 250 x 230 |
| i550-C45/400-3 | 45 | | 89 | 17.2 | 450 x 250 x 230 |
| i550-C55/400-3 | 55 | | 110 | 24 | 536 x 250 x 265 |
| i550-C75/400-3 | 75 | | 150 | 24 | 536 x 250 x 265 |
| i550-C90/400-3 | 90 | | 180 | 35.6 | 685 x 258 x 304 |
| i550-C110/400-3 | 110 | 212 | 35.6 | 685 x 258 x 304 | |
| 3-phase mains connection 400 V - Light duty; with integrated RFI filter | | | | | |
| i550-C3.0/400-3 | 4 | 3/PE AC 340 V ... 528 V 45 Hz ... 65 Hz | 8.8 | 1.35 | 250 x 60 x 130 |
| i550-C4.0/400-3 | 5.5 | | 11.9 | 1.35 | 250 x 60 x 130 |
| i550-C5.5/400-3 | 7.5 | | 15.6 | 2.3 | 250 x 90 x 130 |
| i550-C7.5/400-3 | 11 | | 23 | 3.7 | 276 x 120 x 130 |
| i550-C11/400-3 | 15 | | 28.2 | 3.7 | 276 x 120 x 130 |
| i550-C15/400-3 | 18.5 | | 38.4 | 10.3 | 347 x 204.5 x 222 |
| i550-C18/400-3 | 22 | | 48 | 10.3 | 347 x 204.5 x 222 |
| i550-C22/400-3 | 30 | | 56.4 | 10.3 | 347 x 204.5 x 222 |
| i550-C30/400-3 | 37 | | 73.2 | 17.2 | 450 x 250 x 230 |
| i550-C37/400-3 | 45 | | 91.2 | 17.2 | 450 x 250 x 230 |
| i550-C45/400-3 | 55 | | 107 | 17.2 | 450 x 250 x 230 |
| i550-C55/400-3 | 75 | | 132 | 24 | 536 x 250 x 265 |
| i550-C75/400-3 | 90 | | 180 | 24 | 536 x 250 x 265 |
| i550-C90/400-3 | 110 | | 216 | 35.6 | 685 x 258 x 304 |
| i550-C110/400-3 | 132 | | 254 | 35.6 | 685 x 258 x 304 |

i550-C3.0/400-3 and i550-C4.0/400-3 of the generation "A" are 90 mm wide.

As stated, the devices of the generation "B" with a width of 60 mm are 33% smaller.

Order codes i500

i510 or i550:

Delivery as complete inverter

If the same inverter is always inserted into the machine, the inverter can be ordered “out of the box”. i5x0 is the designation for both products; these products can be ordered in the power range of up to 11 kW.

Ordering information for complete devices

Example for inverter i550-C2.2/400-3:

| Inverter | Order code | | | | |
|--|------------|---|----|---|------|
| <ul style="list-style-type: none"> 3-phase mains connection 400 V Power 2.2 kW Safety function STO Standard I/O with CANopen | i55AE222F1 | A | V1 | 0 | 002S |

| Inverter | Order code | | | |
|---|------------|--|--|------|
| i5x0-C0.25/120-1 | i5xAE125A1 | | | |
| i5x0-C0.37/120-1 | i5xAE137A1 | | | |
| i5x0-C0.75/120-1 | i5xAE175A1 | | | |
| i5x0-C1.1/120-1 | i5xAE211A1 | | | |
| i5x0-C0.25/230-1 | i5xAE125B1 | | | |
| i5x0-C0.37/230-1 | i5xAE137B1 | | | |
| i5x0-C0.55/230-1 | i5xAE155B1 | | | |
| i5x0-C0.75/230-1 | i5xAE175B1 | | | |
| i5x0-C1.1/230-1 | i5xAE211B1 | | | |
| i5x0-C1.5/230-1 | i5xAE215B1 | | | |
| i5x0-C2.2/230-1 | i5xAE222B1 | | | |
| i5x0-C0.25/230-2 | i5xAE125D1 | | | |
| i5x0-C0.37/230-2 | i5xAE137D1 | | | |
| i5x0-C0.55/230-2 | i5xAE155D1 | | | |
| i5x0-C0.75/230-2 | i5xAE175D1 | | | |
| i5x0-C1.1/230-2 | i5xAE211D1 | | | |
| i5x0-C1.5/230-2 | i5xAE215D1 | | | |
| i5x0-C2.2/230-2 | i5xAE222D1 | | | |
| i5x0-C4.0/230-3 | i5xAE240C1 | | | |
| i5x0-C5.5/230-3 | i5xAE255C1 | | | |
| i5x0-C0.37/400-3 | i5xAE137F1 | | | |
| i5x0-C0.55/400-3 | i5xAE155F1 | | | |
| i5x0-C0.75/400-3 | i5xAE175F1 | | | |
| i5x0-C1.1/400-3 | i5xAE211F1 | | | |
| i5x0-C1.5/400-3 | i5xAE215F1 | | | |
| i5x0-C2.2/400-3 | i5xAE222F1 | | | |
| i5x0-C3.0/400-3 | i5xAE230F1 | | | |
| i5x0-C4.0/400-3 | i5xAE240F1 | | | |
| i5x0-C5.5/400-3 | i5xAE255F1 | | | |
| i5x0-C7.5/400-3 | i5xAE275F1 | | | |
| i5x0-C11/400-3 | i5xAE311F1 | | | |
| i550-C15/400-3 | i55AE315F1 | | | |
| i550-C18.5/400-3 | i55AE318F1 | | | |
| i550-C22/400-3 | i55AE322F1 | | | |
| i550-C30/400-3 | i55AE330F1 | | | |
| i550-C37/400-3 | i55AE337F1 | | | |
| i550-C45/400-3 | i55AE345F1 | | | |
| i550-C55/400-3 | i55AE355F1 | | | |
| i550-C75/400-3 | i55AE375F1 | | | |
| i550-C90/400-3 | i55AE390F1 | | | |
| i550-C110/400-3 | i55AE411F1 | | | |
| Safety engineering | | | | |
| Without safety function | | | | 0 |
| Safety function STO | | | | A |
| Control code | | | | |
| Type | | | | |
| Global type, mains frequency 50 Hz | | | | 0 |
| USA type, mains frequency 60 Hz | | | | 1 |
| Compact device types i510 | | | | |
| Basic I/O | | | | 000S |
| Basic I/O with CANopen/Modbus | | | | 001S |
| Mounted control unit in the case of the i550 | | | | |
| Standard I/O without network | | | | 000S |
| Application I/O without network | | | | 001S |
| Standard I/O with CANopen | | | | 002S |
| Standard I/O with Modbus RTU | | | | 003S |
| Standard I/O with IO-Link | | | | 016S |
| Standard I/O with PROFIBUS | | | | 004S |
| Standard I/O with EtherCAT | | | | 00KS |
| Standard I/O with PROFINET | | | | 00LS |
| Standard I/O with EtherNet/IP | | | | 00MS |
| Standard I/O with Modbus TCP | | | | 00WS |
| Standard I/O with POWERLINK | | | | 012S |

i550:
delivery as components

If different product versions are required in the machine, the various components can be ordered individually. Depending on the application, the components can be plugged together easily without any further tools.

Ordering information for components

Example for inverter i550-C2.2/400-3:

| Components | Order code |
|--|--------------------|
| <ul style="list-style-type: none"> 3-phase mains connection 400 V Power 2.2 kW | I5DAE222F10V10000S |
| Safety function STO | I5MASAV000000S |
| Standard I/O with CANopen | I5CA5C02000VA0000S |





| Power Unit inverter | Order code |
|---------------------|--------------------|
| i550-C0.25/120-1 | i5DAE125A10V00000S |
| i550-C0.37/120-1 | i5DAE137A10V00000S |
| i550-C0.75/120-1 | i5DAE175A10V00000S |
| i550-C1.1/120-1 | i5DAE211A10V00000S |
| i550-C0.25/230-1 | i5DAE125B10V10000S |
| i550-C0.37/230-1 | i5DAE137B10V10000S |
| i550-C0.55/230-1 | i5DAE155B10V10000S |
| i550-C0.75/230-1 | i5DAE175B10V10000S |
| i550-C1.1/230-1 | i5DAE211B10V10000S |
| i550-C1.5/230-1 | i5DAE215B10V10000S |
| i550-C2.2/230-1 | i5DAE222B10V10000S |
| i550-C0.25/230-2 | i5DAE125D10V00000S |
| i550-C0.37/230-2 | i5DAE137D10V00000S |
| i550-C0.55/230-2 | i5DAE155D10V00000S |
| i550-C0.75/230-2 | i5DAE175D10V00000S |
| i550-C1.1/230-2 | i5DAE211D10V00000S |
| i550-C1.5/230-2 | i5DAE215D10V00000S |
| i550-C2.2/230-2 | i5DAE222D10V00000S |
| i550-C4.0/230-3 | i5DAE240C10V00000S |
| i550-C5.5/230-3 | i5DAE255C10V00000S |
| i550-C0.37/400-3 | i5DAE137F10V10000S |
| i550-C0.55/400-3 | i5DAE155F10V10000S |
| i550-C0.75/400-3 | i5DAE175F10V10000S |
| i550-C1.1/400-3 | i5DAE211F10V10000S |
| i550-C1.5/400-3 | i5DAE215F10V10000S |
| i550-C2.2/400-3 | i5DAE222F10V10000S |
| i550-C3.0/400-3 | i5DAE230F10V10000S |
| i550-C4.0/400-3 | i5DAE240F10V10000S |
| i550-C5.5/400-3 | i5DAE255F10V10000S |
| i550-C7.5/400-3 | i5DAE275F10V10000S |
| i550-C11/400-3 | i5DAE311F10V10000S |
| i550-C15/400-3 | i5DAE315F10V10000S |
| i550-C18.5/400-3 | i5DAE318F10V10000S |
| i550-C22/400-3 | i5DAE322F10V10000S |
| i550-C30/400-3 | i5DAE330F10V10000S |
| i550-C37/400-3 | i5DAE337F10V10000S |
| i550-C45/400-3 | i5DAE345F10V10000S |
| i550-C55/400-3 | i5DAE355F10V10000S |
| i550-C75/400-3 | i5DAE375F10V10000S |
| i550-C90/400-3 | i5DAE390F10V10000S |
| i550-C110/400-3 | i5DAE411F10V10000S |

| Control unit | Order code | |
|---------------------------------|--------------------|--------------------|
| | 50 Hz | 60 Hz |
| Standard I/O without network | I5CA5002000VA0000S | I5CA5002000VA1000S |
| Application I/O without network | I5CA5003000VA0000S | I5CA5003000VA1000S |
| Standard I/O with CANopen | I5CA5C02000VA0000S | I5CA5C02000VA1000S |
| Standard I/O with Modbus RTU | I5CA5W02000VA0000S | I5CA5W02000VA1000S |
| Standard I/O with Modbus TCP | I5CA5V02000VA0000S | I5CA5V02000VA1000S |
| Standard I/O with IO-Link | I5CA5K02000VA0000S | I5CA5K02000VA1000S |
| Standard I/O with PROFIBUS | I5CA5P02000VA0000S | I5CA5P02000VA1000S |
| Standard I/O with EtherCAT | I5CA5T02000VA0000S | I5CA5T02000VA1000S |
| Standard I/O with PROFINET | I5CA5R02000VA0000S | I5CA5R02000VA1000S |
| Standard I/O with EtherNet/IP | I5CA5G02000VA0000S | I5CA5G02000VA1000S |
| Standard I/O with POWERLINK | I5CA5N02000VA0000S | I5CA5N02000VA1000S |

Product extensions


Diagnostics and operation of the i510 and i550

For diagnostics and parameterisation, the keypad, the Lenze SMART Keypad app (iOS and Android) or the EASY Starter can be used.

| Inverter | External keypad | Keypad | WLAN | USB |
|---|---|---|--|---|
| |  |  |  |  |
| i550-Cxxx/120-1 i5x0-Cxxx/230-1 i5x0-Cxxx/230-2 i550-Cxxx/230-3 i5x0-Cxxx/400-3 | I5MADR000000S | I5MADK000000S | I5MADW000000S | I5MADU000000S |
| | 3 m cable | | | 3 m cable |
| | I5MADR000001S | | | EWL0085/S |
| | 5 m cable | | | 5 m cable |
| | I5MADR000002S | | | EWL0086/S |

Functional safety i550

The safety function STO can also be ordered at a later date and retrofitted.

| Inverter | Safety function STO (Safe torque off) |
|---|--|
| |  |
| i550-Cxxx/120-1 i550-Cxxx/230-1 i550-Cxxx/230-2 i550-Cxxx/230-3 i550-Cxxx/400-3 | I5MASAV000000S |

Shield plate for i510 and i550


Accessories to safeguard the EMC if the motor shield is not installed on an earthing bus-bar in the control cabinet.

From 15 kW onwards, the shield plate is included with the inverter on delivery.

| Inverter | Shield mounting kit | |
|---|---------------------|--|
| Inverter i510 and i550 0.25 ... 2.2 kW | EZAMBHXM014/S | 1x motor shield plate 2 x fixing clips |
| | EZAMBHXM014/M | 5 x motor shield plates 10 x fixing clips |
| Inverter i510 and i550 3.0 kW ... 5.5 kW | IEZAMBHXM015/S | 1 x motor shield plate 2 x fixing clips 1 x clamps (cable diameter 4 mm ... 15 mm) |
| | IEZAMBHXM015/M | 5 x motor shield plates 5 x fixing clips 5 x clamps (cable diameter 4 mm ... 15 mm) |
| Inverter i510 and i550 7.5 kW ... 11 kW | EZAMBHXM016/S | 1 x motor shield plate 1 x fixing clip 1 x clamp (cable diameter 10 mm ... 20 mm) |
| | EZAMBHXM016/M | 5 x motor shield plates 5 x fixing clips 5 x clamps (cable diameter 10 mm ... 20 mm) |
| Inverter i550 15 kW ... 45 kW | EZAMBHXM004/M | 5 x clamps (cable diameter 15 mm ... 28 mm) |
| | EZAMBHXM005/M | 5 x clamps (cable diameter 20 mm ... 37 mm) |
| Inverter i550 55 kW ... 75 kW | EZAMBHXM005/M | 5 x clamps (cable diameter 20 mm ... 37 mm) |

Accessories

Accessories for i510; connection to 230-V mains


| Inverter | Rated power [kW] | Mains voltage range [V] | Brake resistor | |
|---|---------------------|---|----------------|-----------------------------------|
| | | | | |
|  | | | | |
| | | | Order codes | Dimensions (h x w x d) [mm] |
| i510-C0.25/230-1 | 0.25 | 1/N/PE AC 170 V ... 264 V 45 Hz ... 65 Hz | – | – |
| i510-C0.37/230-1 | 0.37 | | – | – |
| i510-C0.55/230-1 | 0.55 | | – | – |
| i510-C0.75/230-1 | 0.75 | | – | – |
| i510-C1.1/230-1 | 1.1 | | – | – |
| i510-C1.5/230-1 | 1.5 | | – | – |
| i510-C2.2/230-1 | 2.2 | | – | – |
| i510-C0.25/230-2 | 0.25 | 1/N/PE AC or 3/PE AC 170 V ... 264 V 45 Hz ... 65 Hz | – | – |
| i510-C0.37/230-2 | 0.37 | | – | – |
| i510-C0.55/230-2 | 0.55 | | – | – |
| i510-C0.75/230-2 | 0.75 | | – | – |
| i510-C1.1/230-2 | 1.1 | | – | – |
| i510-C1.5/230-2 | 1.5 | | – | – |
| i510-C2.2/230-2 | 2.2 | | – | – |
| i510-C4.0/230-3 | 4 | 3/PE AC 170 V ... 264 V 45 Hz ... 65 Hz | – | – |
| i510-C5.5/230-3 | 5.5 | | – | – |
| Heavy Duty | | | | |
| i510-C0.37/400-3 | 0.37 | 3/PE AC 340 V ... 528 V 45 Hz ... 65 Hz | – | – |
| i510-C0.55/400-3 | 0.55 | | – | – |
| i510-C0.75/400-3 | 0.75 | | – | – |
| i510-C1.1/400-3 | 1.1 | | – | – |
| i510-C1.5/400-3 | 1.5 | | – | – |
| i510-C2.2/400-3 | 2.2 | | – | – |
| i510-C3.0/400-3 | 3.0 | | – | – |
| i510-C4.0/400-3 | 4.0 | | – | – |
| i510-C5.5/400-3 | 5.5 | | – | – |
| i510-C7.5/400-3 | 7.5 | | – | – |
| i510-C11/400-3 | 11 | – | – | |
| Light Duty | | | | |
| i510-C3.0/400-3 | 4 | 3/PE AC 340 V ... 528 V 45 Hz ... 65 Hz | – | – |
| i510-C4.0/400-3 | 5.5 | | – | – |
| i510-C5.5/400-3 | 7.5 | | – | – |
| i510-C7.5/400-3 | 11 | | – | – |
| i510-C11/400-3 | 15 | | – | – |

There are also additional accessory components available for the i510 inverter. You can find the complete range in the configuration document for the i510.

| | Mains choke | | RFI filter | | | |
|--|---|---------------------------|---|---------------------------|--|---------------------------|
| | | | Short Distance | | Long Distance | |
| | <ul style="list-style-type: none"> Optional Reduction of the effective mains current Fewer current harmonics | | <ul style="list-style-type: none"> C1 up to 25 m (≤ 0.37 kW up to max. 15 m) C2 up to 50 m (≤ 0.37 kW up to max. 15 m) Operation with 30 mA residual-current circuit breaker | | <ul style="list-style-type: none"> C1 up to 50 m (≤ 0.37 kW up to max. 15 m) C2 up to 100 m (≤ 0.37 kW up to max. 15 m); ≤ 2.2 kW up to max. 50 m) Operation with 300 mA residual-current circuit breaker | |
| | Order codes | Dimensions (h x w x d) | Order codes | Dimensions (h x w x d) | Order codes | Dimensions (h x w x d) |
| | | [mm] | | [mm] | | [mm] |
| | ELN1-0900H005 | 75 x 66 x 82 | IOFAE175B100S0000S | 276 x 60 x 50 | IOFAE175B100D0000S | 276 x 60 x 50 |
| | ELN1-0900H005 | 75 x 66 x 82 | IOFAE175B100S0000S | 276 x 60 x 50 | IOFAE175B100D0000S | 276 x 60 x 50 |
| | ELN1-0500H009 | 75 x 66 x 82 | IOFAE175B100S0000S | 276 x 60 x 50 | IOFAE175B100D0000S | 276 x 60 x 50 |
| | ELN1-0500H009 | 75 x 66 x 82 | IOFAE175B100S0000S | 276 x 60 x 50 | IOFAE175B100D0000S | 276 x 60 x 50 |
| | ELN1-0250H018 | 96 x 96 x 90 | IOFAE222B100S0000S | 346 x 60 x 50 | IOFAE222B100D0000S | 346 x 60 x 50 |
| | ELN1-0250H018 | 96 x 96 x 90 | IOFAE222B100S0000S | 346 x 60 x 50 | IOFAE222B100D0000S | 346 x 60 x 50 |
| | ELN1-0250H018 | 96 x 96 x 90 | IOFAE222B100S0000S | 346 x 60 x 50 | IOFAE222B100D0000S | 346 x 60 x 50 |
| | EZAELN3002B153 | 56 x 77 x 100 | – | – | – | – |
| | EZAELN3004B742 | 60 x 95 x 115 | – | – | – | – |
| | EZAELN3004B742 | 60 x 95 x 115 | – | – | – | – |
| | EZAELN3006B492 | 69 x 95 x 117 | – | – | – | – |
| | EZAELN3006B492 | 69 x 95 x 117 | – | – | – | – |
| | EZAELN3008B372 | 85 x 120 x 140 | – | – | – | – |
| | EZAELN3010B292 | 85 x 120 x 140 | – | – | – | – |
| | EZAELN3016B18 | 95 x 120 x 140 | – | – | – | – |
| | EZAELN3025B12 | 110 x 155 x 170 | – | – | – | – |
| | EZAELN3002B203 | 56 x 77 x 100 | IOFAE175F100S0000S | 276 x 60 x 50 | IOFAE175F100D0000S | 276 x 60 x 50 |
| | EZAELN3002B153 | 56 x 77 x 100 | IOFAE175F100S0000S | 276 x 60 x 50 | IOFAE175F100D0000S | 276 x 60 x 50 |
| | EZAELN3004B742 | 60 x 95 x 114 | IOFAE175F100S0000S | 276 x 60 x 50 | IOFAE175F100D0000S | 276 x 60 x 50 |
| | EZAELN3004B742 | 60 x 95 x 114 | IOFAE222F100S0000S | 346 x 60 x 50 | IOFAE222F100D0000S | 346 x 60 x 50 |
| | EZAELN3004B742 | 60 x 95 x 114 | IOFAE222F100S0000S | 346 x 60 x 50 | IOFAE222F100D0000S | 346 x 60 x 50 |
| | EZAELN3006B492 | 69 x 95 x 120 | IOFAE222F100S0000S | 346 x 60 x 50 | IOFAE222F100D0000S | 346 x 60 x 50 |
| | EZAELN3008B372 | 85 x 120 x 140 | IOFAE255F100S0001S | 346 x 90 x 60 | IOFAE240F100D0000S | 346 x 60 x 50 |
| | EZAELN3010B292 | 85 x 120 x 140 | IOFAE255F100S0001S | 346 x 90 x 60 | IOFAE240F100D0000S | 346 x 60 x 50 |
| | EZAELN3016B182 | 95 x 120 x 140 | IOFAE255F100S0001S | 346 x 90 x 60 | IOFAE255F100D0001S | 346 x 90 x 50 |
| | EZAELN3016B182 | 95 x 120 x 140 | IOFAE311F100S0000S | 371 x 120 x 60 | IOFAE311F100D0000S | 371 x 120 x 60 |
| | EZAELN3025B122 | 110 x 155 x 170 | IOFAE311F100S0000S | 371 x 120 x 60 | IOFAE311F100D0000S | 371 x 120 x 60 |
| | EZAELN3010B292 | 85 x 120 x 140 | IOFAE255F100S0001S | 346 x 90 x 50 | IOFAE240F100D0000S | 346 x 60 x 50 |
| | EZAELN3016B182 | 95 x 120 x 140 | IOFAE255F100S0001S | 346 x 90 x 50 | IOFAE255F100D0001S | 346 x 90 x 60 |
| | EZAELN3016B182 | 95 x 120 x 140 | IOFAE255F100S0001S | 346 x 90 x 50 | IOFAE255F100D0001S | 346 x 90 x 60 |
| | EZAELN3025B122 | 110 x 155 x 170 | IOFAE311F100S0000S | 371 x 120 x 60 | IOFAE311F100D0000S | 371 x 120 x 60 |
| | EZAELN3030B981 | 110 x 155 x 170 | IOFAE311F100S0000S | 371 x 120 x 60 | IOFAE311F100D0000S | 371 x 120 x 60 |

Accessories

Accessories for i550; connection to 120 V mains and 230 V mains


| Inverter | Rated power | Mains voltage range | Brake resistor | |
|------------------|---|---|----------------|-----------------|
| | [kW] | | [V] | Order codes |
| |  | | | |
| | | | | |
| i550-C0.25/120-1 | 0.25 | 1/N/PE AC 90 V ... 132 V 45 Hz ... 65 Hz | ERBM180R050W | 175 x 21 x 40 |
| i550-C0.37/120-1 | 0.37 | | ERBM180R050W | 175 x 21 x 40 |
| i550-C0.75/120-1 | 0.75 | | ERBP047R200W | 320 x 41 x 122 |
| i550-C1.1/120-1 | 1.1 | | ERBP047R200W | 320 x 41 x 122 |
| i550-C0.25/230-1 | 0.25 | 1/N/PE AC 170 V ... 264 V 45 Hz ... 65 Hz | ERBM180R050W | 175 x 21 x 40 |
| i550-C0.37/230-1 | 0.37 | | ERBM180R050W | 175 x 21 x 40 |
| i550-C0.55/230-1 | 0.55 | | ERBM100R100W | 240 x 80 x 95 |
| i550-C0.75/230-1 | 0.75 | | ERBM100R100W | 240 x 80 x 95 |
| i550-C1.1/230-1 | 1.1 | | ERBP033R200W | 240 x 41 x 122 |
| i550-C1.5/230-1 | 1.5 | | ERBP033R200W | 240 x 41 x 122 |
| i550-C2.2/230-1 | 2.2 | | ERBP033R200W | 240 x 41 x 122 |
| i550-C0.25/230-2 | 0.25 | 1/N/PE AC or 3/PE AC 170 V ... 264 V 45 Hz ... 65 Hz | ERBM180R050W | 175 x 21 x 40 |
| i550-C0.37/230-2 | 0.37 | | ERBM180R050W | 175 x 21 x 40 |
| i550-C0.55/230-2 | 0.55 | | ERBM100R100W | 240 x 80 x 95 |
| i550-C0.75/230-2 | 0.75 | | ERBM100R100W | 240 x 80 x 95 |
| i550-C1.1/230-2 | 1.1 | | ERBP033R200W | 240 x 41 x 122 |
| i550-C1.5/230-2 | 1.5 | | ERBP033R200W | 240 x 41 x 122 |
| i550-C2.2/230-2 | 2.2 | | ERBP033R200W | 240 x 41 x 122 |
| i550-C4.0/230-3 | 4 | 3/PE AC 170 V ... 264 V 45 Hz ... 65 Hz | ERBS015R800W | 710 x 110 x 105 |
| i550-C5.5/230-3 | 5.5 | | ERBS015R800W | 710 x 110 x 105 |

There are also additional accessory components available for the i550 inverter. You can find the complete range in the configuration document for the i550.

| | Mains choke | | RFI filter | | | |
|--|---|------------------------|---|------------------------|--|------------------------|
| | | | Short Distance | | Long Distance | |
| | <ul style="list-style-type: none"> Optional up to 18.5 kW; mandatory from 22 kW upwards Reduction of the effective mains current Fewer current harmonics | | <ul style="list-style-type: none"> C1 up to 25 m (≤ 0.37 kW up to max. 15 m) C2 up to 50 m (≤ 0.37 kW up to max. 15 m) Operation with 30 mA residual-current circuit breaker | | <ul style="list-style-type: none"> C1 up to 50 m (≤ 0.37 kW up to max. 15 m) C2 up to 100 m (≤ 0.37 kW up to max. 15 m); ≤ 2.2 kW up to max. 50 m) Operation with 300 mA residual-current circuit breaker | |
| | Order codes | Dimensions (h x w x d) | Order codes | Dimensions (h x w x d) | Order codes | Dimensions (h x w x d) |
| | | [mm] | | [mm] | | [mm] |
| | ELN1-0500H009 | 75 x 66 x 82 | – | – | – | – |
| | ELN1-0500H009 | 75 x 66 x 82 | – | – | – | – |
| | ELN1-0250H018 | 96 x 96 x 90 | – | – | – | – |
| | ELN1-0250H018 | 96 x 96 x 90 | – | – | – | – |
| | ELN1-0900H005 | 75 x 66 x 82 | IOFAE175B100S0000S | 276 x 60 x 50 | IOFAE175B100D0000S | 276 x 60 x 50 |
| | ELN1-0900H005 | 75 x 66 x 82 | IOFAE175B100S0000S | 276 x 60 x 50 | IOFAE175B100D0000S | 276 x 60 x 50 |
| | ELN1-0500H009 | 75 x 66 x 82 | IOFAE175B100S0000S | 276 x 60 x 50 | IOFAE175B100D0000S | 276 x 60 x 50 |
| | ELN1-0500H009 | 75 x 66 x 82 | IOFAE175B100S0000S | 276 x 60 x 50 | IOFAE175B100D0000S | 276 x 60 x 50 |
| | ELN1-0250H018 | 96 x 96 x 90 | IOFAE222B100S0000S | 346 x 60 x 50 | IOFAE222B100D0000S | 346 x 60 x 50 |
| | ELN1-0250H018 | 96 x 96 x 90 | IOFAE222B100S0000S | 346 x 60 x 50 | IOFAE222B100D0000S | 346 x 60 x 50 |
| | ELN1-0250H018 | 96 x 96 x 90 | IOFAE222B100S0000S | 346 x 60 x 50 | IOFAE222B100D0000S | 346 x 60 x 50 |
| | EZAELN3002B153 | 56 x 77 x 100 | – | – | – | – |
| | EZAELN3004B742 | 60 x 95 x 115 | – | – | – | – |
| | EZAELN3004B742 | 60 x 95 x 115 | – | – | – | – |
| | EZAELN3006B492 | 69 x 95 x 120 | – | – | – | – |
| | EZAELN3006B492 | 69 x 95 x 120 | – | – | – | – |
| | EZAELN3008B372 | 85 x 120 x 140 | – | – | – | – |
| | EZAELN3010B292 | 85 x 120 x 140 | – | – | – | – |
| | EZAELN3016B182 | 95 x 120 x 140 | – | – | – | – |
| | EZAELN3025B122 | 110 x 155 x 170 | – | – | – | – |

Accessories

Accessories for i550; connection to 400 V mains

| Inverter | Rated power [kW] | Mains voltage range [V] | Brake resistor | |
|------------------|---|---|-----------------|-----------------------------------|
| | | | | |
| |  | | | |
| | | | | |
| | | | Order codes | Dimensions (h x w x d) [mm] |
| | | | | |
| | Heavy Duty | | | |
| i550-C0.37/400-3 | 0.37 | 3/PE AC 340 V ... 528 V 45 Hz ... 65 Hz | ERBM390R100W | 235 x 21 x 40 |
| i550-C0.55/400-3 | 0.55 | | ERBM390R100W | 235 x 21 x 40 |
| i550-C0.75/400-3 | 0.75 | | ERBM390R100W | 235 x 21 x 40 |
| i550-C1.1/400-3 | 1.1 | | ERBP180R200W | 240 x 41 x 122 |
| i550-C1.5/400-3 | 1.5 | | ERBP180R200W | 240 x 41 x 122 |
| i550-C2.2/400-3 | 2.2 | | ERBP180R200W | 240 x 41 x 122 |
| i550-C3.0/400-3 | 3 | | ERBP082R200W | 320 x 41 x 122 |
| i550-C4.0/400-3 | 4 | | ERBP047R200W | 320 x 41 x 122 |
| i550-C5.5/400-3 | 5.5 | | ERBP047R200W | 320 x 41 x 122 |
| i550-C7.5/400-3 | 7.5 | | ERBP027R200W | 320 x 41 x 122 |
| i550-C11/400-3 | 11 | | ERBP027R200W | 320 x 41 x 122 |
| i550-C15/400-3 | 15 | | ERBS018R800W | 710 x 110 x 105 |
| i550-C18/400-3 | 18.5 | | ERBS015R800W | 710 x 110 x 105 |
| i550-C22/400-3 | 22 | | ERBS015R800W | 710 x 110 x 105 |
| i550-C30/400-3 | 30 | | ERBG075D01K9 | 486 x 236 x 302 |
| i550-C37/400-3 | 37 | | ERBG075D01K9 | 486 x 236 x 302 |
| i550-C45/400-3 | 45 | | ERBG075D01K9 | 486 x 236 x 302 |
| i550-C55/400-3 | 55 | | ERBG005R02K6 | 486 x 326 x 302 |
| i550-C75/400-3 | 75 | | ERBG005R02K6 | 486 x 326 x 302 |
| i550-C90/400-3 | 90 | | ERBG028D04K1 | 486 x 426 x 302 |
| i550-C110/400-3 | 110 | ERBG028D04K1 | 486 x 426 x 302 | |
| | Light Duty | | | |
| i550-C3.0/400-3 | 4 | 3/PE AC 340 V ... 528 V 45 Hz ... 65 Hz | ERBP082R200W | 320 x 41 x 122 |
| i550-C4.0/400-3 | 5.5 | | ERBP047R200W | 320 x 41 x 122 |
| i550-C5.5/400-3 | 7.5 | | ERBP047R200W | 320 x 41 x 122 |
| i550-C7.5/400-3 | 11 | | ERBP027R200W | 320 x 41 x 122 |
| i550-C11/400-3 | 15 | | ERBP027R200W | 320 x 41 x 122 |
| i550-C15/400-3 | 18.5 | | ERBS018R800W | 710 x 110 x 105 |
| i550-C18/400-3 | 22 | | ERBS015R800W | 710 x 110 x 105 |
| i550-C22/400-3 | 30 | | ERBS015R800W | 710 x 110 x 105 |
| i550-C30/400-3 | 37 | | ERBG075D01K9 | 486 x 236 x 302 |
| i550-C37/400-3 | 45 | | ERBG075D01K9 | 486 x 236 x 302 |
| i550-C45/400-3 | 55 | | ERBG075D01K9 | 486 x 236 x 302 |
| i550-C55/400-3 | 75 | | ERBG005R02K6 | 486 x 326 x 302 |
| i550-C75/400-3 | 90 | | ERBG005R02K6 | 486 x 326 x 302 |
| i550-C90/400-3 | 110 | | ERBG028D04K1 | 486 x 426 x 302 |
| i550-C110/400-3 | 132 | | ERBG028D04K1 | 486 x 426 x 302 |

There are also additional accessory components available for the i550 inverter. You can find the complete range in the configuration document for the i550.

| | Mains choke | | RFI filter | | | |
|--|---|------------------------|---|------------------------|--|------------------------|
| | | | Short Distance | | Long Distance | |
| | <ul style="list-style-type: none"> • Heavy Duty: optional up to 18.5 kW, mandatory from 22 kW upwards • Light Duty: always mandatory • Reduction of the effective mains current • Fewer current harmonics | | <ul style="list-style-type: none"> • C1 up to 25 m (≤ 0.37 kW up to max. 15 m) • C2 up to 50 m (≤ 0.37 kW up to max. 15 m) • Operation with 30 mA residual-current circuit breaker | | <ul style="list-style-type: none"> • C1 up to 50 m (≤ 0.37 kW up to max. 15 m) • C2 up to 100 m (≤ 0.37 kW up to max. 15 m); ≤ 2.2 kW up to max. 50 m) • Mains filter from 22 kW (mains choke and Long Distance filter) integrated. • Operation with 300 mA residual-current circuit breaker | |
| | Order codes | Dimensions (h x w x d) | Order codes | Dimensions (h x w x d) | Order codes | Dimensions (h x w x d) |
| | | [mm] | | [mm] | | [mm] |
| | EZAELN3002B203 | 56 x 77 x 100 | IOFAE175F100S0000S | 276 x 60 x 50 | IOFAE175F100D0000S | 276 x 60 x 50 |
| | EZAELN3002B153 | 56 x 77 x 100 | IOFAE175F100S0000S | 276 x 60 x 50 | IOFAE175F100D0000S | 276 x 60 x 50 |
| | EZAELN3004B742 | 60 x 95 x 115 | IOFAE175F100S0000S | 276 x 60 x 50 | IOFAE175F100D0000S | 276 x 60 x 50 |
| | EZAELN3004B742 | 60 x 95 x 115 | IOFAE222F100S0000S | 346 x 60 x 50 | IOFAE222F100D0000S | 346 x 60 x 50 |
| | EZAELN3004B742 | 60 x 95 x 115 | IOFAE222F100S0000S | 346 x 60 x 50 | IOFAE222F100D0000S | 346 x 60 x 50 |
| | EZAELN3006B492 | 69 x 95 x 120 | IOFAE222F100S0000S | 346 x 60 x 50 | IOFAE222F100D0000S | 346 x 60 x 50 |
| | EZAELN3008B372 | 85 x 120 x 140 | IOFAE255F100S0001S | 346 x 90 x 60 | IOFAE240F100D0000S | 346 x 60 x 50 |
| | EZAELN3010B292 | 85 x 120 x 140 | IOFAE255F100S0001S | 346 x 90 x 60 | IOFAE240F100D0000S | 346 x 60 x 50 |
| | EZAELN3016B182 | 95 x 120 x 140 | IOFAE255F100S0001S | 346 x 90 x 60 | IOFAE255F100D0001S | 346 x 90 x 60 |
| | EZAELN3016B182 | 95 x 120 x 140 | IOFAE311F100S0000S | 371 x 120 x 60 | IOFAE311F100D0000S | 371 x 120 x 60 |
| | EZAELN3025B122 | 110 x 155 x 170 | IOFAE311F100S0000S | 371 x 120 x 60 | IOFAE311F100D0000S | 371 x 120 x 60 |
| | EZAELN3030B981 | 110 x 155 x 170 | – | – | IOFAE318F100D0000S | 436 x 205 x 90 |
| | EZAELN3040B741 | 112 x 185 x 200 | – | – | IOFAE318F100D0000S | 436 x 205 x 90 |
| | EZAELN3045B651 | 112 x 185 x 200 | – | – | IOFAE322F100D0000S | 436 x 205 x 90 |
| | EZAELN3063B471 | 122 x 185 x 210 | – | – | IOFAE330F100D0000S | 590 x 250 x 105 |
| | EZAELN3080B371 | 125 x 210 x 240 | – | – | IOFAE337F100D0000S | 590 x 250 x 105 |
| | EZAELN3080B371 | 125 x 210 x 240 | – | – | IOFAE345F100D0001S | 590 x 250 x 105 |
| | EZAELN3100B301 | 139 x 267 x 205 | – | – | IOFAE355F100D0001S | 700 x 250 x 105 |
| | EZAELN3160B191 | 149 x 291 x 215 | – | – | IOFAE375F100D0001S | 700 x 250 x 105 |
| | EZAELN3180B171 | 164 x 316 x 235 | – | – | IOFAE411F100D0001S | 855 x 250 x 130 |
| | EZAELN3200B151 | 144 x 352 x 265 | – | – | IOFAE411F100D0001S | 855 x 250 x 130 |
| | EZAELN3010B292 | 85 x 120 x 140 | IOFAE255F100S0001S | 346 x 90 x 60 | IOFAE240F100D0000S | 346 x 60 x 50 |
| | EZAELN3016B182 | 95 x 120 x 140 | IOFAE255F100S0001S | 346 x 90 x 60 | IOFAE255F100D0001S | 346 x 90 x 60 |
| | EZAELN3016B182 | 95 x 120 x 140 | IOFAE255F100S0001S | 346 x 90 x 60 | IOFAE255F100D0001S | 346 x 90 x 60 |
| | EZAELN3025B122 | 110 x 155 x 170 | IOFAE311F100S0000S | 371 x 120 x 60 | IOFAE311F100D0000S | 371 x 120 x 60 |
| | EZAELN3030B981 | 110 x 155 x 170 | IOFAE311F100S0000S | 371 x 120 x 60 | IOFAE311F100D0000S | 371 x 120 x 60 |
| | EZAELN3040B741 | 112 x 185 x 200 | – | – | IOFAE318F100D0000S | 436 x 205 x 90 |
| | EZAELN3045B651 | 112 x 185 x 200 | – | – | IOFAE322F100D0000S | 436 x 205 x 90 |
| | EZAELN3063B471 | 122 x 185 x 210 | – | – | IOFAE322F100D0000S | 436 x 205 x 90 |
| | EZAELN3080B371 | 125 x 210 x 240 | – | – | IOFAE337F100D0000S | 590 x 250 x 105 |
| | EZAELN3090B331 | 115 x 267 x 205 | – | – | IOFAE345F100D0001S | 590 x 250 x 105 |
| | EZAELN3100B301 | 139 x 267 x 205 | – | – | IOFAE345F100D0001S | 590 x 250 x 105 |
| | EZAELN3125B241 | 139 x 291 x 215 | – | – | IOFAE355F100D0001S | 700 x 250 x 105 |
| | EZAELN3160B191 | 149 x 291 x 215 | – | – | IOFAE375F100D0001S | 700 x 250 x 105 |
| | EZAELN3200B151 | 144 x 352 x 265 | – | – | IOFAE411F100D0001S | 855 x 250 x 130 |
| | EZAELN3250B121 | 207 x 352 x 260 | – | – | IOFAE411F100D0001S | 855 x 250 x 130 |

Lenze Drives GmbH
Postfach 10 13 52
D-31763 Hamelin
Germany
Phone +49 5154 82-0
Fax +49 5154 82-2800
Mail Lenze@Lenze.com
Web www.Lenze.com

Lenze Service GmbH
Breslauer Straße 3
D-32699 Extertal
Germany
Phone +49 80002446877 (24 h helpline)
Fax +49 5154 82-1396
Mail service.de@Lenze.com