

EDK84DJBW7524
13573095



L-force Drives

Montageanleitung

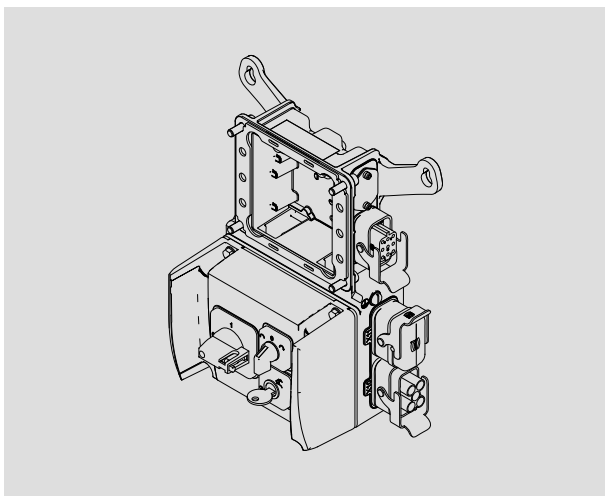
Mounting Instructions

Instructions de montage

Instrucciones para el montaje

Istruzioni per il montaggio

8400 motec 4 ... 7.5 kW



E84DGS4...

Frame Unit mit Schalter

Frame Unit with switch

Frame Unit avec interrupteur réseau

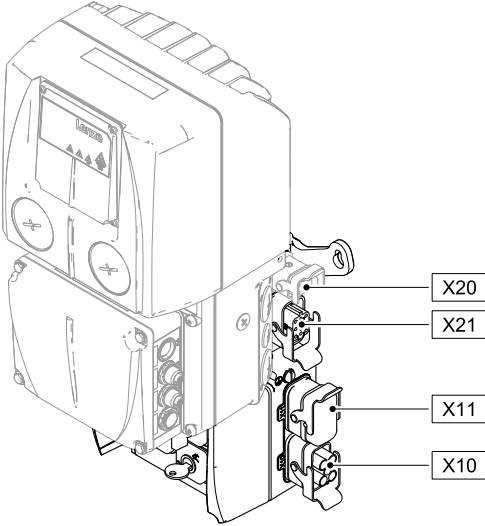
Frame Unit con interruptor

Frame Unit con interruttore

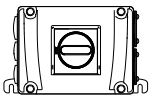
Lenze



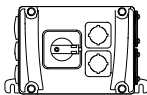
E84DGS4 KC xxND



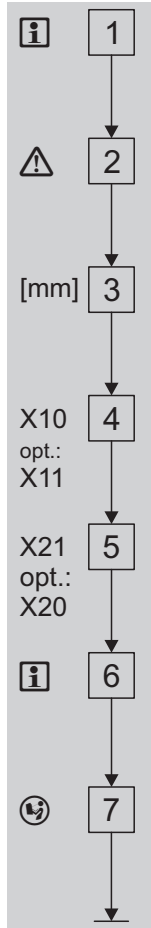
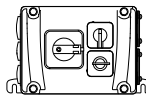
E84DGS4KC**K**xND



E84DGS4KC**B**xND



E84DGS4KC**E**xND



E84DG153, E84DG154c, E84DG103e



Warnings!

Operation of this equipment requires detailed installation and operation instructions provided in the Hardware manual intended for use with this product. This information is provided on the CD-ROM included in the container this device was packaged in. It should be retained with this device at all times. A hard copy of this information may be ordered by phone or e-mail, printed on the back of this document.



Gefahr!

Gefährliche elektrische Spannung

- ▶ Die Leistungsanschlüsse führen bis zu 3 Minuten nach Netz-Ausschalten gefährliche elektrische Spannung.

Mögliche Folgen:

- ▶ Tod oder schwere Verletzungen beim Berühren der Leistungsanschlüsse.

Schutzmaßnahmen:

- ▶ Vor Arbeiten am Gerät Netzspannung ausschalten und mindestens 3 Minuten warten.
- ▶ Prüfen, ob alle Leistungsanschlüsse spannungsfrei sind.

Beachten Sie auch weitere wichtige Informationen zur Geräte- und Sicherheitstechnik auf der beiliegenden CD-ROM!



Danger!

Dangerous voltage

- ▶ The power terminals carry dangerous voltages for up to 3 minutes after mains disconnection.

Possible consequences:

- ▶ Death or severe injury if the power terminals are touched.

Protective measures:

- ▶ Switch off the mains voltage and wait at least 3 minutes before starting to work on the device.
- ▶ Check that all power terminals are deenergised.

Please also observe more important information on device and safety technology provided on the enclosed CD-ROM!



Danger !

Tension électrique dangereuse

- ▶ Les raccordements de puissance sont susceptibles de véhiculer une tension dangereuse jusqu'à 3 minutes après une coupure réseau.

Risques encourus :

- ▶ Mort ou blessures graves en cas de contact avec les raccordements de puissance

Mesures de protection :

- ▶ Avant toute manipulation de l'appareil, couper la tension réseau et attendre 3 minutes au minimum.
- ▶ S'assurer que tous les raccordements de puissance sont hors tension.

Veillez également tenir compte des consignes importantes sur la technologie des appareils et les fonctions de sécurité comprises sur le cédérom joint !



¡Peligro!

Voltaje eléctrico peligroso

- ▶ Las conexiones de potencia siguen vivas hasta 3 minutos después de la desconexión de red.

Posibles consecuencias:

- ▶ Muerte o serias lesiones al tocar las conexiones de potencia.

Medidas de protección:

- ▶ Antes de trabajar en el equipo, desconectar la alimentación de red y esperar por lo menos 3 minutos.
- ▶ Comprobar, si todas las conexiones de potencia están libres de voltaje.

Observe también la información importante sobre aspectos relativos a la técnica del dispositivo y de seguridad incluida en el CD-ROM adjunto!



Pericolo!

Tensione elettrica pericolosa

- ▶ I collegamenti di potenza presentano una tensione elettrica pericolosa fino a 3 minuti dopo la disinserzione della rete.

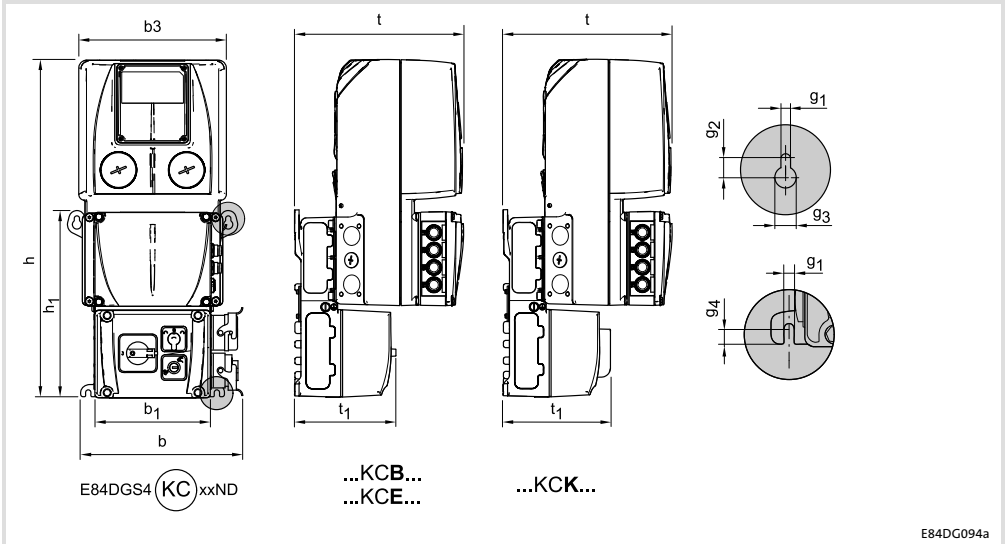
Possibili conseguenze:

- ▶ Morte o gravi lesioni in caso di contatto con i collegamenti di potenza.

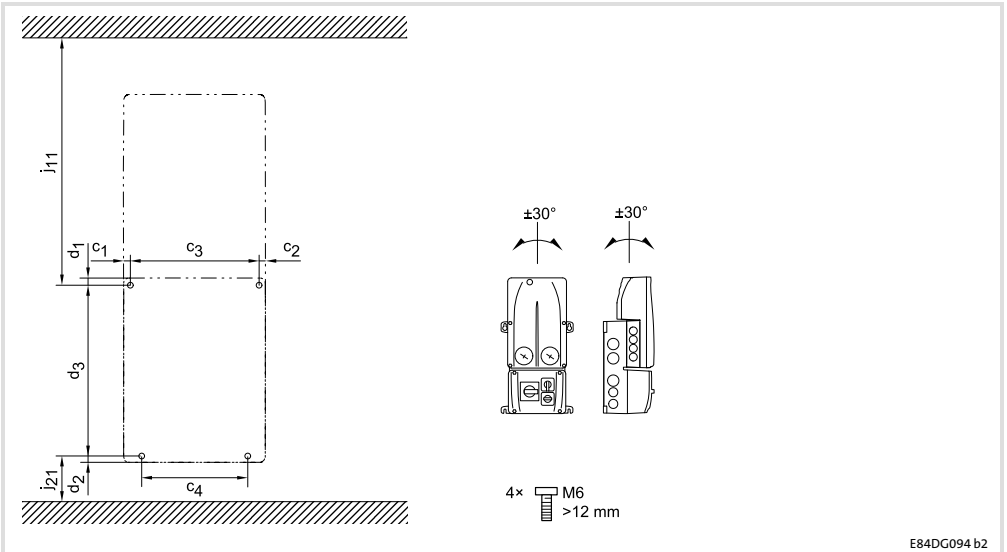
Misure di protezione:

- ▶ Attendere almeno 3 minuti prima di eseguire qualsiasi intervento sui collegamenti di potenza.
- ▶ Controllare tutti i collegamenti di potenza per accertare l'assenza di tensione.

Osservare anche le ulteriori informazioni importanti relative a installazione e sicurezza incluse nel CD-ROM allegato!

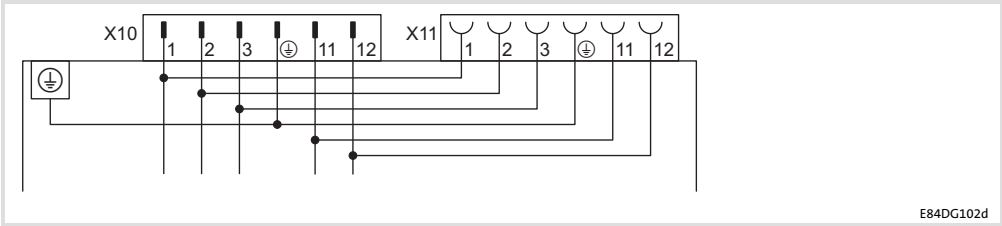


	[kW]	h	b	t	b ₁	b ₃	h ₁	t ₁	g ₁	g ₂	g ₃	g ₄	IP	
		[mm]												[kg]
...4024... /	4.0													
...5524... / ...KCB...	5.5	447	219	223	153	195	248	135	7	8	12	5.5	7.7	54
...7524... / ...KCE...	7.5													
...xxxx... / ...KCK...								144					64	



	[kW]	c1	c2	c3	c4	d ₁	d ₂	d ₃	j ₁₁	j ₂₁
		[mm]								
...4024...	4.0									
...5524...	5.5	15	15	200	170	15	10	230	261	60
...7524...	7.5									

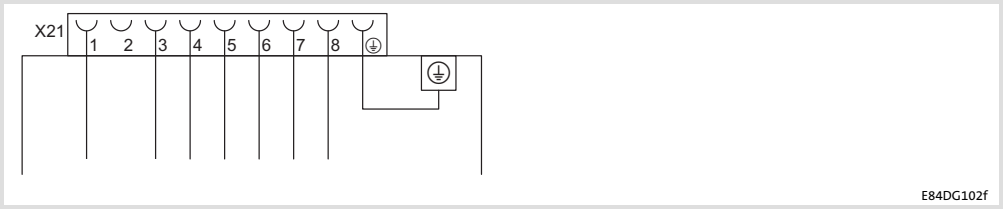
- (D)** Bei anderen Einbaulagen Derating berücksichtigen. (📖 Gerätehandbuch 8400 motec)
- (GB)** In case of other mounting positions, consider derating (📖 8400 motec hardware manual)
- (F)** Dans d'autres positions de montage, tenir compte du déclassement (📖 manuel 8400 motec)
- (E)** Tener en cuenta el derating en otras posiciones de montaje (📖 manual de equipo 8400 motec)
- (I)** Per altre posizioni di montaggio, considerare il derating (📖 manuale 8400 motec)



E84DG102d

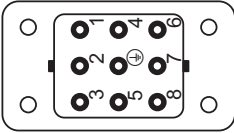
X10			U_{max}	I_{max}
<p>84DWTX0100</p>	1	L1	480 V AC	32 A
	2	L2		
	3	L3		
	⊕	PE		
	11	24 V DC	24 V DC	10 A
	12	GND		

X11			U_{max}	I_{max}
<p>84DWTX0110</p>	1	L1'	480 V AC	32 A
	2	L2'		
	3	L3'		
	⊕	PE		
	11	24 V DC	24 V DC	10 A
	12	GND		

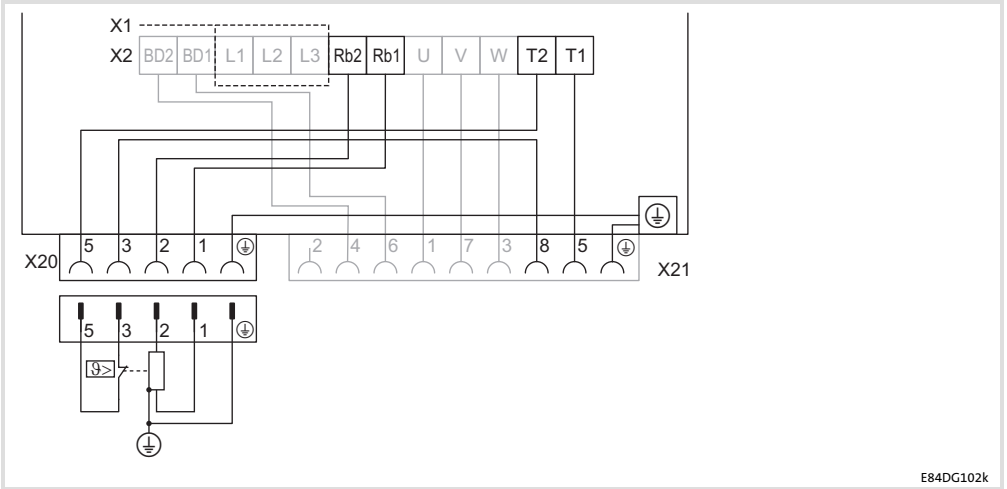


E84DG102f

X21		U _{max}
2	-	480 V AC
1	U	
7	V	
3	W	
4	BD2	
6	BD1	
5	T1	
8	T2	
⊕	PE	

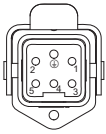


84DWTX0100



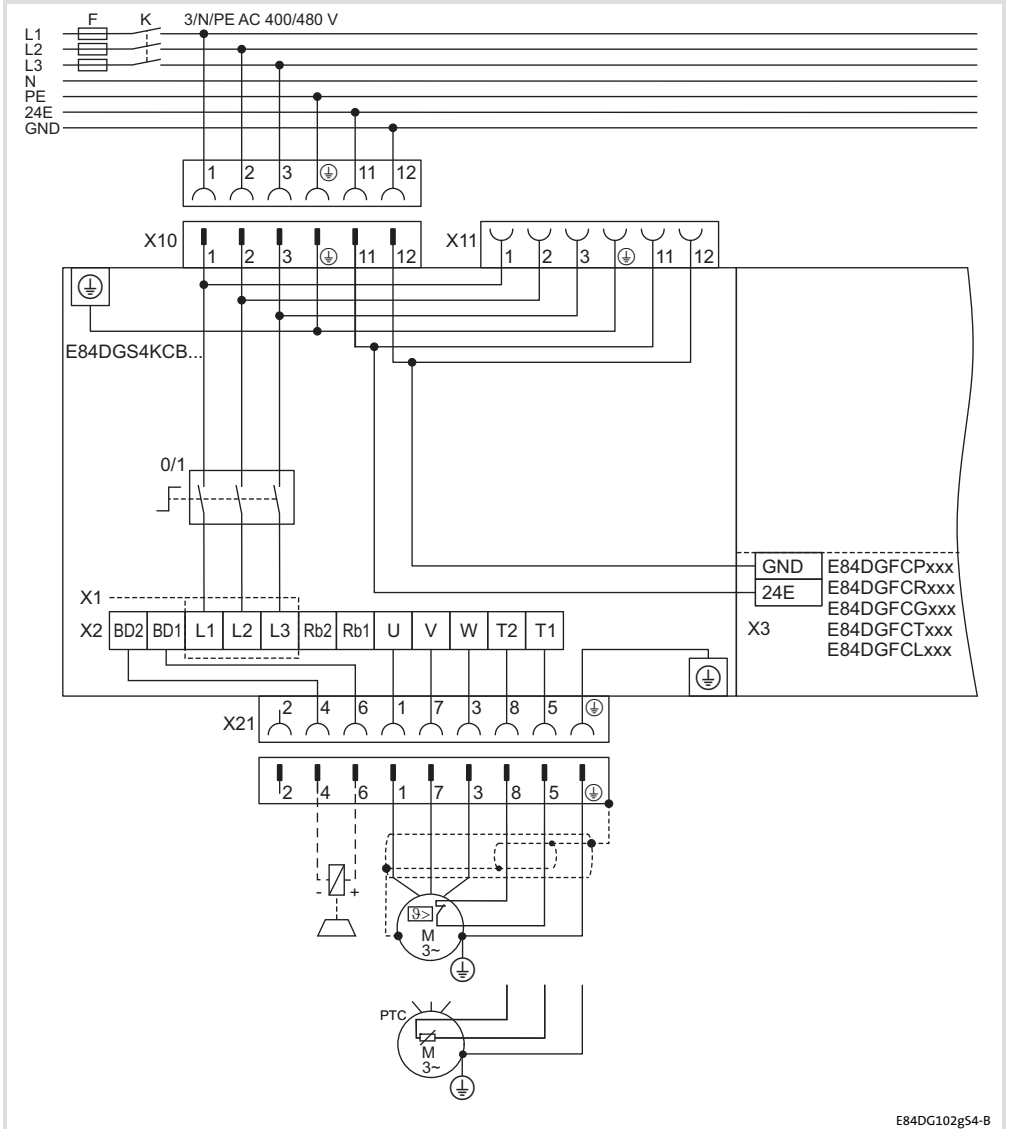
E84DG102k

X20

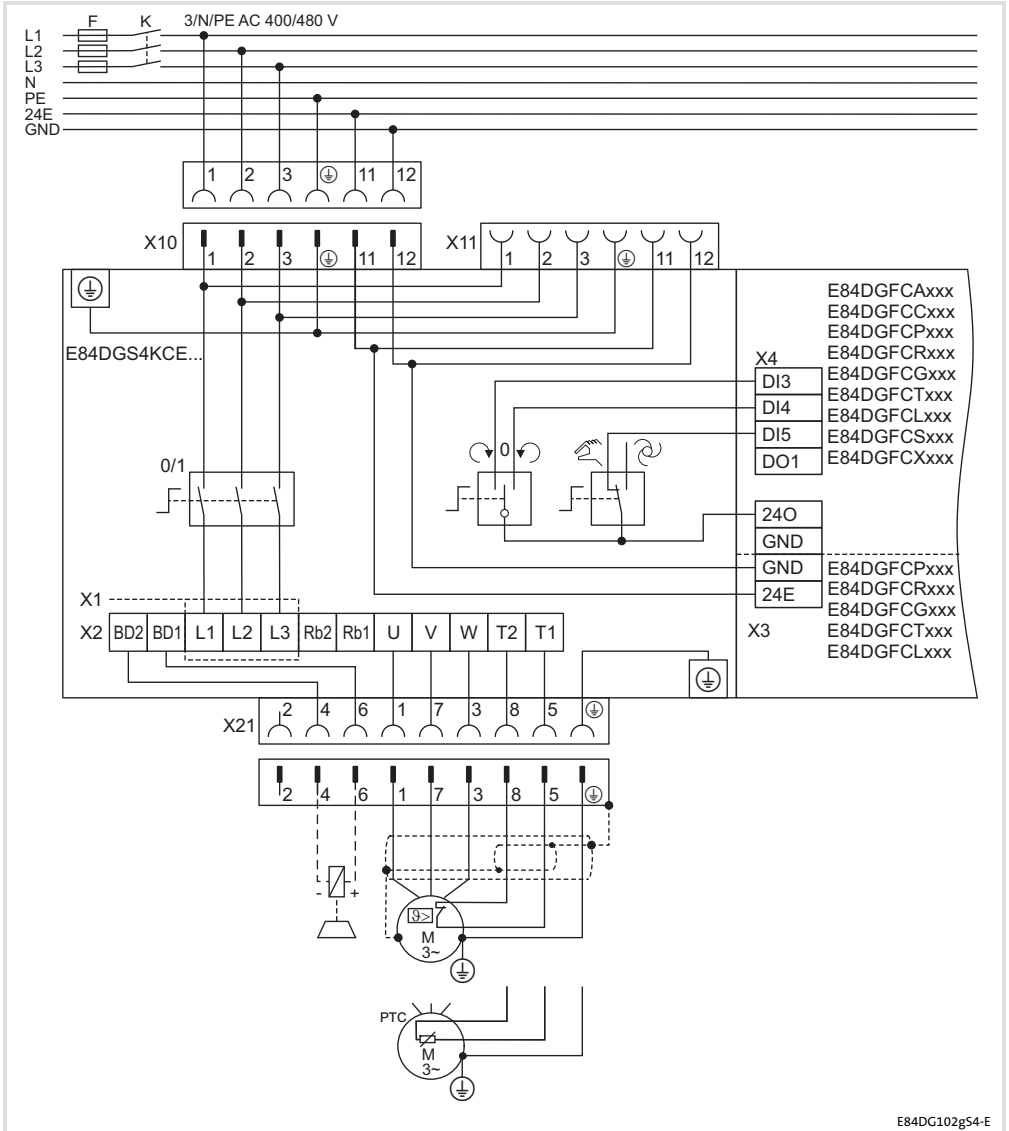


E84DZEV086_x

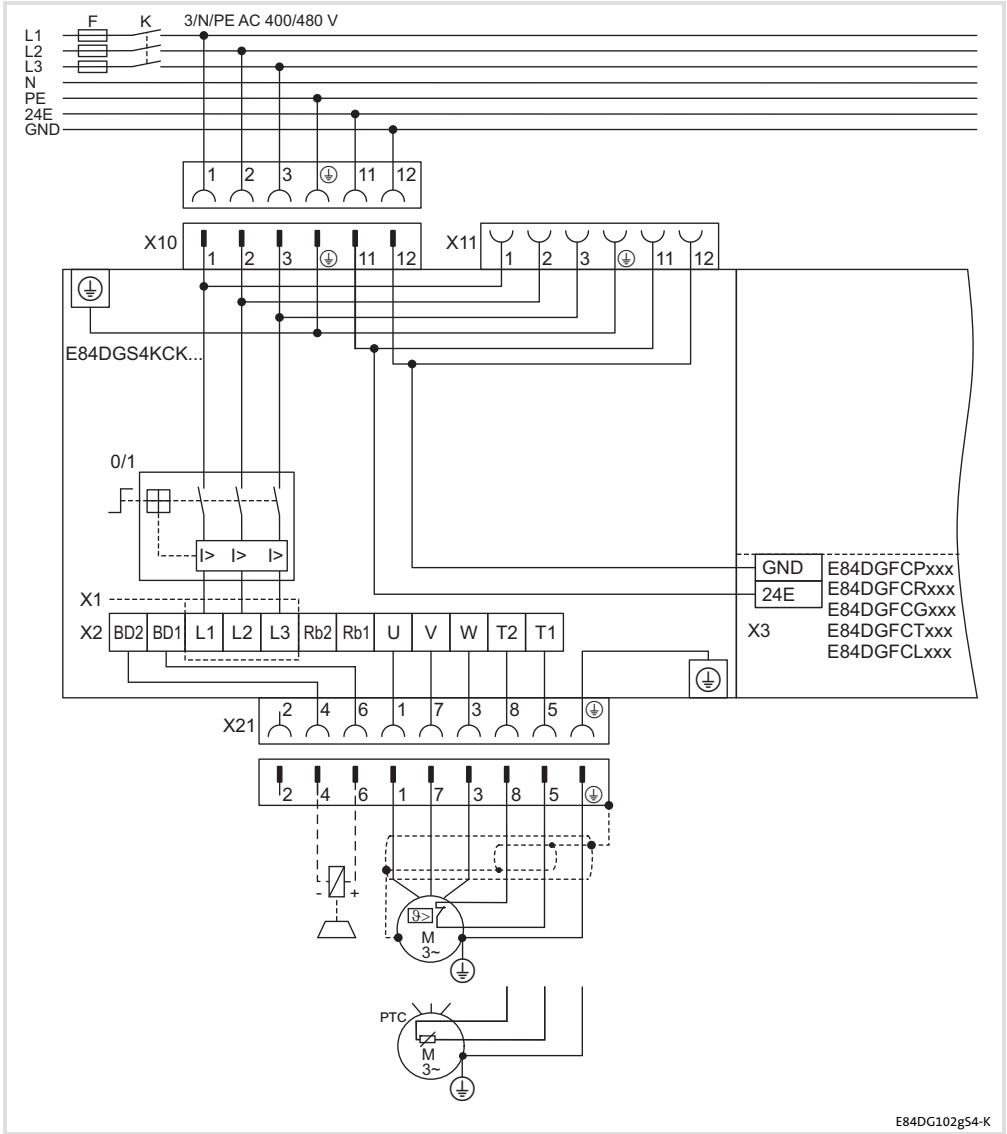
1	RB1	
2	RB2	
4	-	
3	T1	
5	T2	
PE	PE	



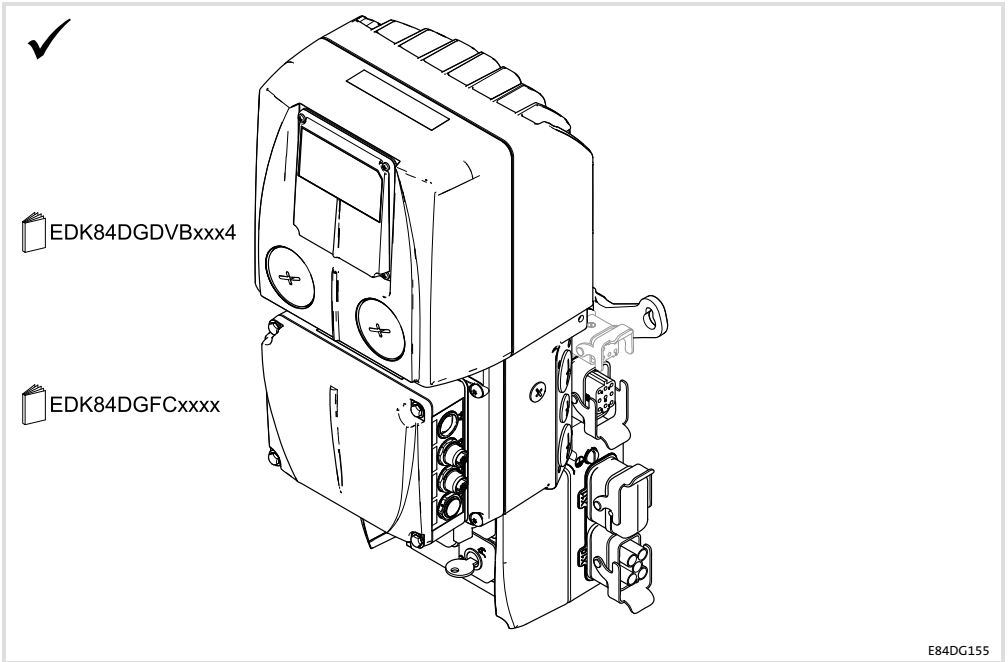
E84DG102g54-B



E84DG102g54-E



E84DG102g54-K



E84DGS4KC E xxx

- (D)** Nach einem Austausch oder Service prüfen, dass C00460 = "1" gesetzt ist.
- (GB)** After replacement or service, check that C00460 = "1" is set.
- (F)** Après le remplacement ou l'entretien, vérifier que C00460 = "1" est réglé.
- (E)** Después de la sustitución o del mantenimiento, compruebe que C00460 = "1" está ajustado.
- (I)** Dopo la sostituzione o la manutenzione, verificare che C00460 = "1" sia impostato.

© 08/2019



Lenze Drives GmbH
Postfach 10 13 52, 31763 Hameln
Breslauer Straße 3, 32699 Extertal
GERMANY
HR Lemgo B 6478



+49 5154 82-0



+49 5154 82-2800



sales.de@lenze.com



www.lenze.com

Service Lenze Service GmbH
Breslauer Straße 3, D-32699 Extertal

Germany



00800 2446877 (24 h helpline)



+49 5154 82-1112



service.de@lenze.com

EDK84DJBW7524 ■ 13573095 ■ DE/EN/FR/ES/IT ■ 1.1 ■ TD15

10 9 8 7 6 5 4 3 2 1