

EDK84VBCE402
13291900



L-force *Drives*

Montageanleitung

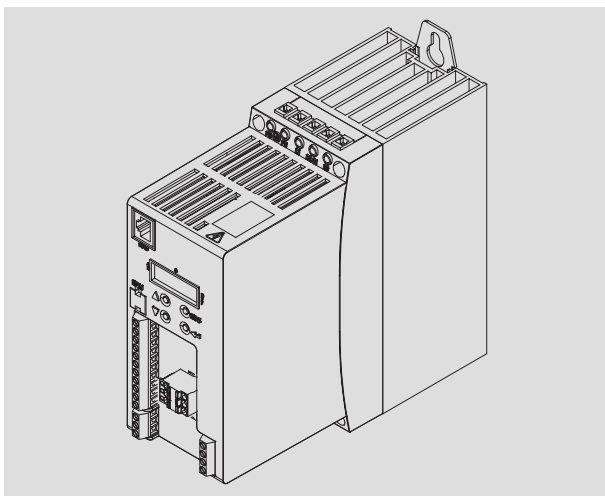
Mounting Instructions

Instructions de montage

Instrucciones para el montaje

Istruzioni per il montaggio

8400 *0.25 ... 3.0 kW*



E84AVBCExxxx BaseLine C

Frequenzumrichter

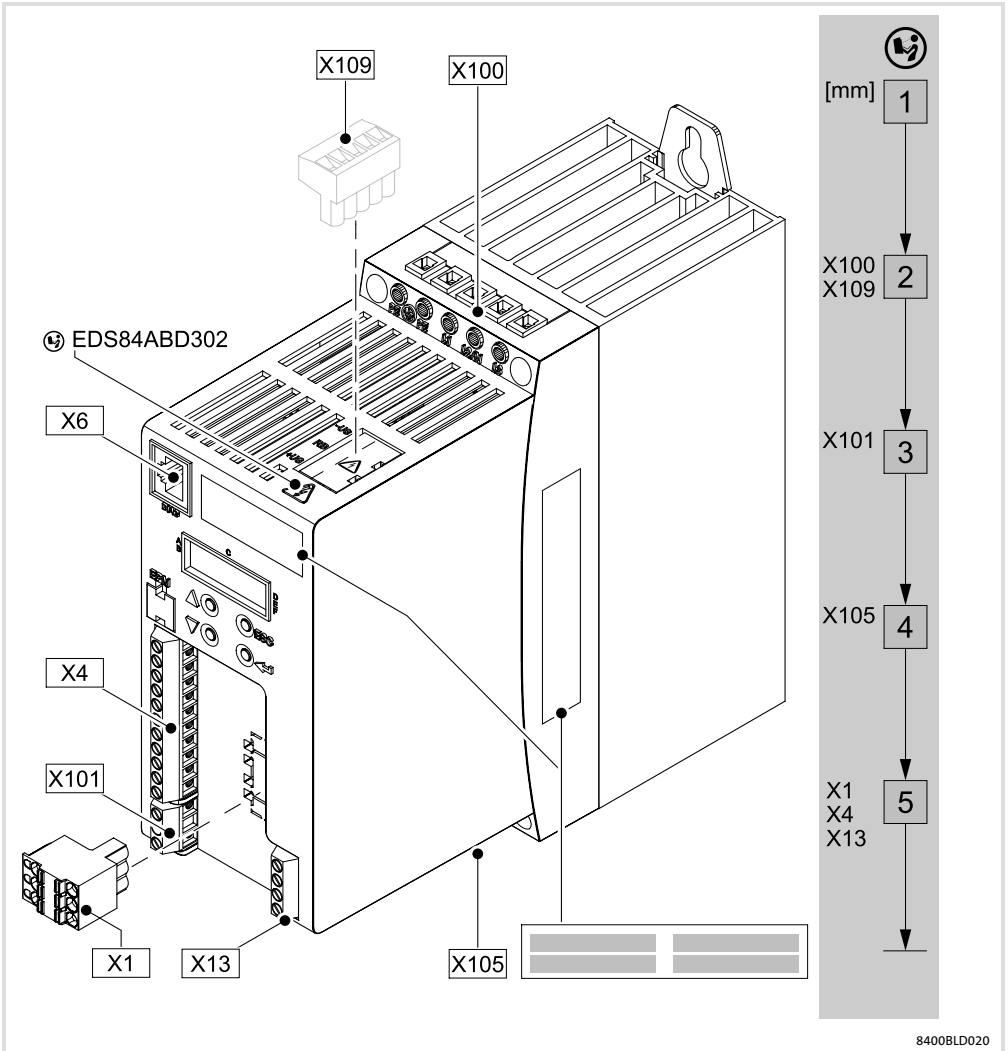
Frequency Inverter

Convertisseur de fréquence

Convertidor de frecuencia

Inverter di frequenza

Lenze



8400BLD020



Gefahr!

Gefährliche elektrische Spannung

- ▶ Die Leistungsanschlüsse X100, X105 und X109 führen bis zu 3 Minuten nach Netz-Ausschalten gefährliche elektrische Spannung.

Mögliche Folgen:

- ▶ Tod oder schwere Verletzungen beim Berühren der Leistungsanschlüsse.

Schutzmaßnahmen:

- ▶ Vor Arbeiten am Gerät Netzspannung ausschalten und mindestens 3 Minuten warten.
- ▶ Prüfen, ob alle Leistungsanschlüsse spannungsfrei sind.

Weitere Informationen zum Antriebsregler finden Sie auf der beiliegenden CD-ROM.



Danger!

Dangerous voltage

- ▶ The power terminals X100, X105 and X109 carry dangerous voltages for up to 3 minutes after mains disconnection.

Possible consequences:

- ▶ Death or severe injury if the power terminals are touched.

Protective measures:

- ▶ Switch off the mains voltage and wait at least 3 minutes before starting to work on the device.
- ▶ Check that all power terminals are deenergised.

Please refer to the enclosed CD-ROM for more information about the controller.



Danger !

Tension électrique dangereuse

- ▶ Les raccordements de puissance X100, X105 et X109 sont susceptibles de véhiculer une tension dangereuse jusqu'à 3 minutes après une coupure réseau.

Risques encourus :

- ▶ Mort ou blessures graves en cas de contact avec les raccordements de puissance

Mesures de protection :

- ▶ Avant toute manipulation de l'appareil, couper la tension réseau et attendre 3 minutes au minimum.
- ▶ S'assurer que tous les raccordements de puissance sont hors tension.

Pour plus d'informations sur le variateur de vitesse, consulter le Cédérom compris dans la livraison.



¡Peligro!

Voltaje eléctrico peligroso

- ▶ Las conexiones de potencia X100, X105 y X109 siguen vivas hasta 3 minutos después de la desconexión de red.

Posibles consecuencias:

- ▶ Muerte o serias lesiones al tocar las conexiones de potencia.

Medidas de protección:

- ▶ Antes de trabajar en el equipo, desconectar la alimentación de red y esperar por lo menos 3 minutos.
- ▶ Comprobar, si todas las conexiones de potencia están libres de voltaje.

Encontrará más información en el CD-ROM adjunto.



Pericolo!

Tensione elettrica pericolosa

- ▶ I collegamenti di potenza X100, X105 e X109 presentano una tensione elettrica pericolosa fino a 3 minuti dopo la disinserzione della rete.

Possibili conseguenze:

- ▶ Morte o gravi lesioni in caso di contatto con i collegamenti di potenza.

Misure di protezione:

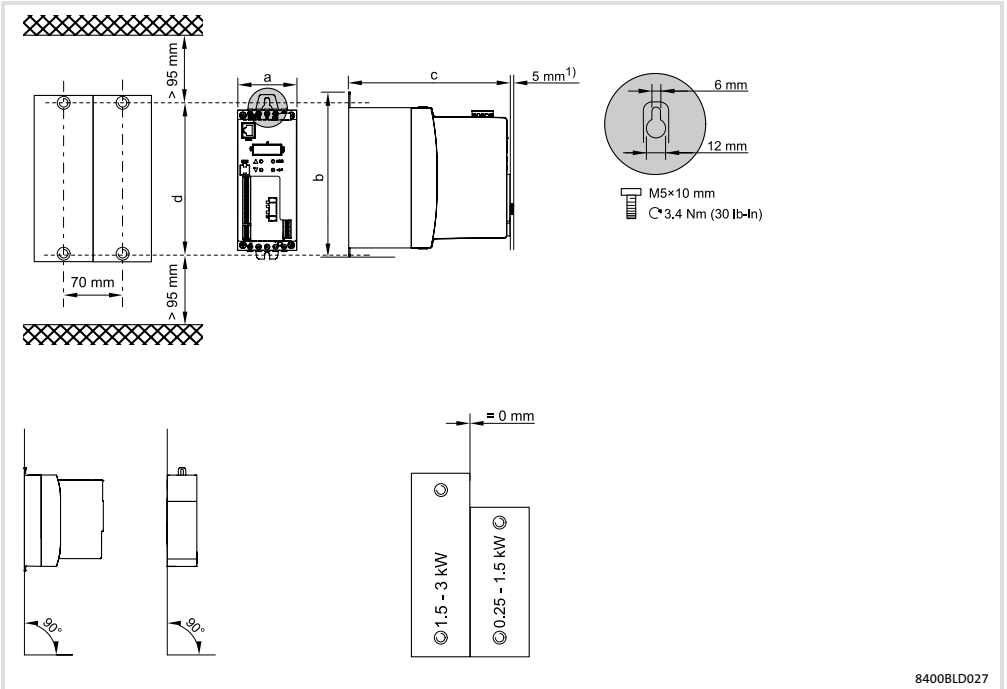
- ▶ Attendere almeno 3 minuti prima di eseguire qualsiasi intervento sui collegamenti di potenza.
- ▶ Controllare tutti i collegamenti di potenza per accertare l'assenza di tensione.

Per ulteriori informazioni sull'unità di controllo, consultare il CD-ROM allegato.




Warnings!

Operation of this equipment requires detailed installation and operation instructions provided in the Hardware manual intended for use with this product. This information is provided on the CD-ROM included in the container this device was packaged in. It should be retained with this device at all times. A hard copy of this information may be ordered by phone or e-mail, printed on the back of this document.



8400BLD027

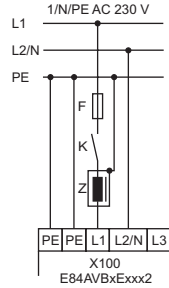
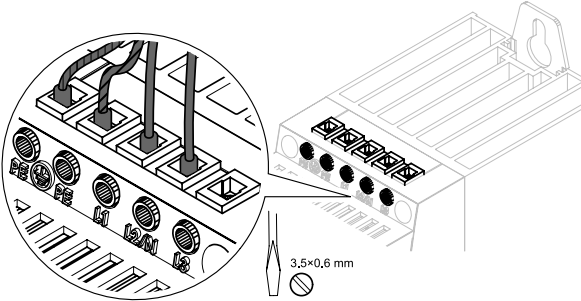
1) Baseline C

	[kW]	a [mm]	b [mm]	c [mm]	d [mm]	 [kg]
E84AVBxE2512	0.25 ... 0.37	70	194	144	180	1.2
E84AVBxE3712						
E84AVBxE3714	0.37 ... 0.75	70	194	162	180	1.2
E84AVBxE551x						
E84AVBxE751x						
E84AVBxE112x	1.1 ... 1.5	70	194	162	180	1.4
E84AVBxE1524						
E84AVBxE1522	1.5 ... 3.0	70	244	162	230	1.9
E84AVBxE222x						
E84AVBxE3024						

X100 (230 V)

2

X100 - TN, TT



84BDGG001

84BDGG003


	F						L1, N			PE		
	EN 60204			UL								
	[A]		[A]		[A]	[A]						
E84AVBxE2512	6	C6	10	C10	10	10	1 ... 2.5 18 ... 12	6 0.25	0.5 4.5	1 ... 2.5 18 ... 12	6 0.25	0.5 4.5
E84AVBxE3712	6	C6	10	C10	10	10						
E84AVBxE5512	10	C10	16	C16	10	12						
E84AVBxE7512	10	C10	16	C16	10	15						
E84AVBxE1122	16	C16	20	C20	15	20						
E84AVBxE1522	20	C20	25	C25	20	20		6 0.25	0.5 4.5	1 ... 2.5 18 ... 12	6 0.25	0.5 4.5
E84AVBxE2222	25	C25	32	C32	25	35		6 0.25	0.5 4.5	1 ... 2.5 18 ... 12	6 0.25	0.5 4.5

1) © EDS84ABD302



X100 (400 V)

X100 - TN, TT















84BDGG005

84BDGG007

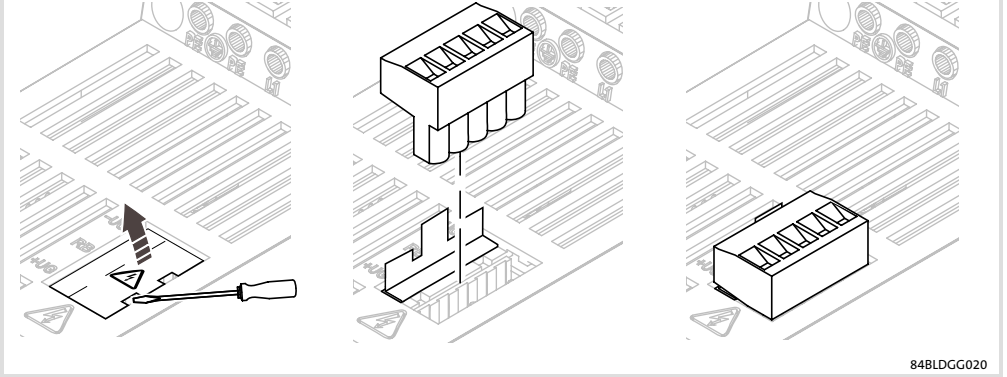
	F						L1, L2, L3			PE		
	EN 60204				UL							
[A]		[A]		[A]	[A]	[mm ²] [AWG]	[mm] [in]	[Nm] [lb-in]	[mm ²] [AWG]	[mm] [in]	[Nm] [lb-in]	
E84AVBxE3714	6	C6	6	C6	10	10	1 ... 2.5 18 ... 12	6 0.25	0.5 4.5	1 ... 2.5 18 ... 12	6 0.25	0.5 4.5
E84AVBxE5514	6	C6	6	C6	10	10						
E84AVBxE7514	6	C6	6	C6	10	10						
E84AVBxE1124	10	C10	10	C10	10	10	1 ... 2.5 18 ... 12	6 0.25	0.5 4.5	1 ... 2.5 18 ... 12	6 0.25	0.5 4.5
E84AVBxE1524	10	C10	10	C10	10	10						
E84AVBxE2224	10	C10	10	C10	10	10						
E84AVBxE3024	16	C16	16	C16	12	15						

X100 (500 V)

2

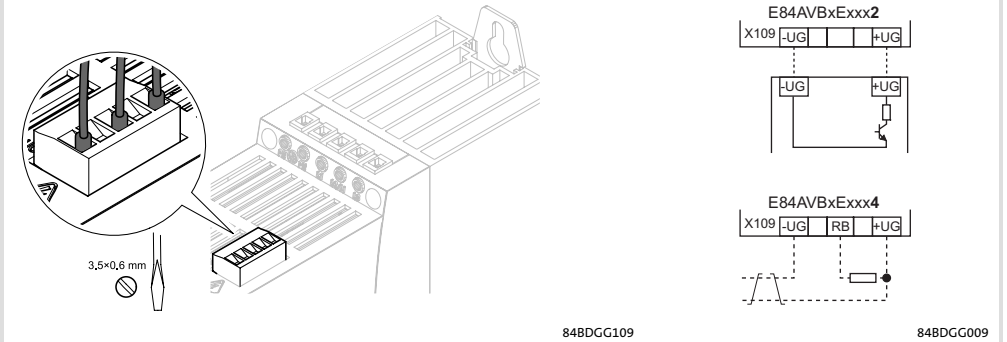
	F						L1, L2, L3			PE		
	EN 60204				UL							
												
	[A]		[A]		[A]	[A]	[mm ²] [AWG]	[mm] [in]	[Nm] [lb-in]	[mm ²] [AWG]	[mm] [in]	[Nm] [lb-in]
E84AVBxE3714	6	C6	6	C6	10	10	1 ... 2.5 18 ... 12	6 0.25	0.5 4.5	1 ... 2.5 18 ... 12	6 0.25	0.5 4.5
E84AVBxE5514	6	C6	6	C6	10	10						
E84AVBxE7514	6	C6	6	C6	10	10						
E84AVBxE1124	10	C10	10	C10	10	10	1 ... 2.5 18 ... 12	6 0.25	0.5 4.5	1 ... 2.5 18 ... 12	6 0.25	0.5 4.5
E84AVBxE1524	10	C10	10	C10	10	10						
E84AVBxE2224	10	C10	10	C10	10	10						
E84AVBxE3024	16	C16	16	C16	12	12						

X109






84BLDGG020

X109

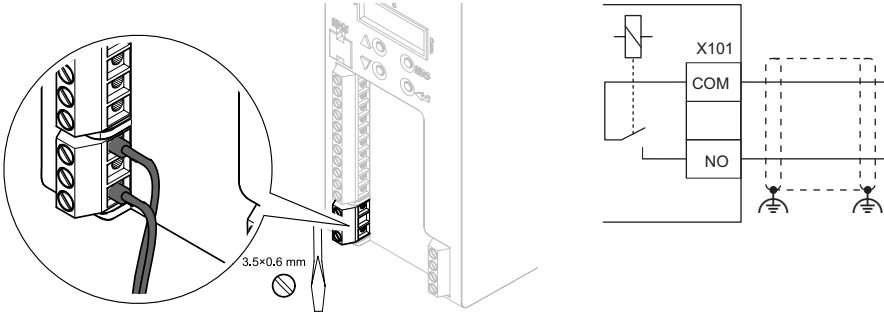


84BDGG109

84BDGG009

	X 109		
			
	[mm ²] [AWG]	[mm] [in]	[Nm] [lb-in]
E84AVBxE2512	0.5 ... 1.5 22 ... 16	6 0.22	0.5 4.5
E84AVBxE371x			
E84AVBxE551x			
E84AVBxE751x			
E84AVBxE112x			
E84AVBxE152x			
E84AVBxE222x			
E84AVBxE3024			




X101



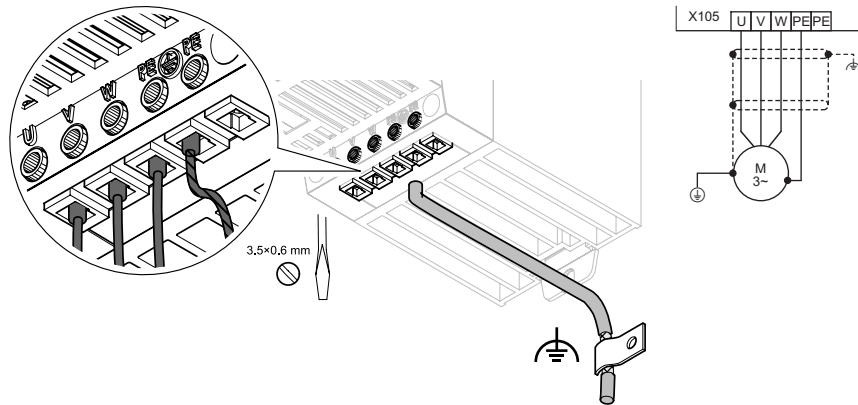
84BLGGX101

84BLGG010

COM, NO

			
	[mm ²] [AWG]	[mm] [in]	[Nm] [lb-in]
E84AVBxE2512	0.5 ... 1.5 22 ... 16	6 0.22	0.5 4.5
E84AVBxE371x			
E84AVBxE551x			
E84AVBxE751x			
E84AVBxE112x			
E84AVBxE152x			
E84AVBxE222x			
E84AVBxE3024			

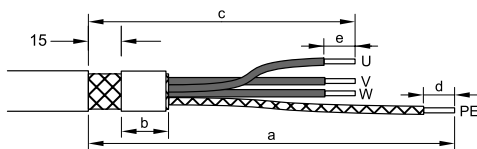
X105 - TN, TT







84BDGG012

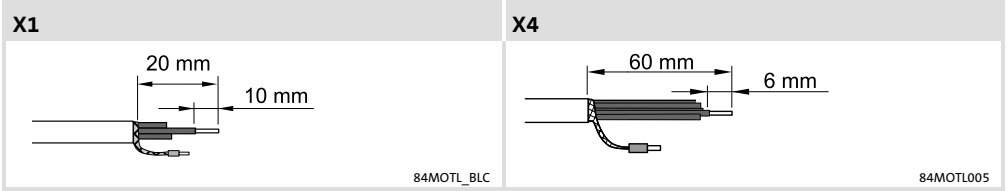
8400GG013

X105

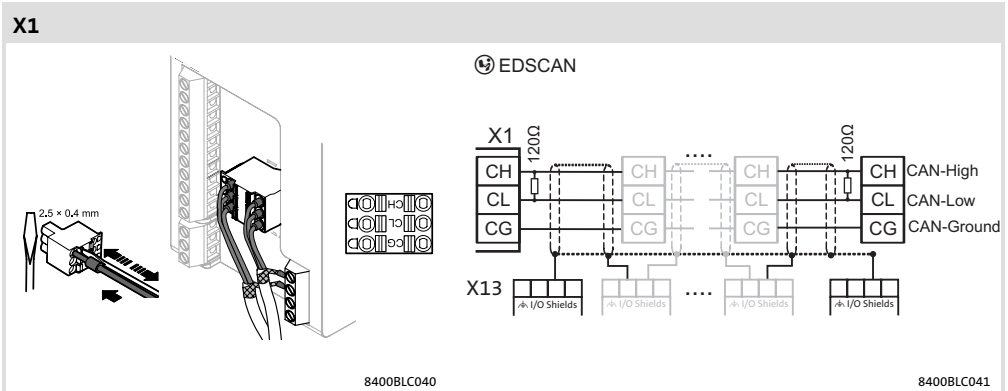


84BLMOTL001_a

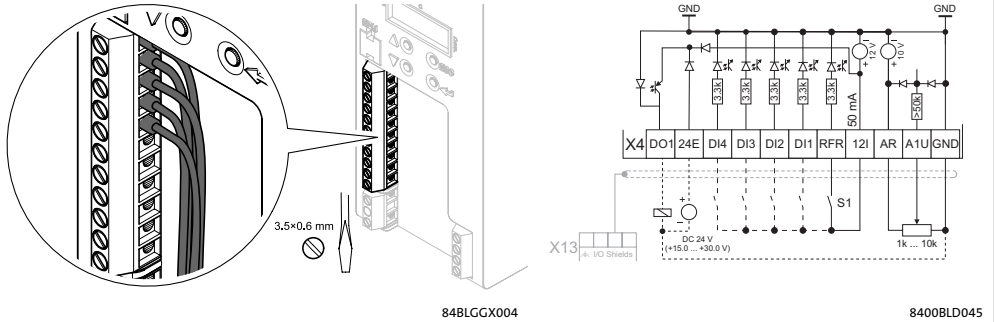
	U, V, W					PE			
	b	c	e			a	d		
	[mm] [in]	[mm] [in]	[mm] [in]	[mm ²] [AWG]	[Nm] [lb-in]	[mm] [in]	[mm] [in]	[mm ²] [AWG]	[Nm] [lb-in]
E84AVBxE2512	75	130	6	1 ... 2.5	0.5	160	6	1 ... 2.5	0.5
E84AVBxE3712	0.98	5.12	0.25	18 ... 12	4.5	6.3	0.25	18 ... 12	4.5
E84AVBxE551x	95 0.98	150 5.90	6 0.25	1 ... 2.5 18 ... 12	0.5 4.5	180 7.1	6 0.25	1 ... 2.5 18 ... 12	0.5 4.5
E84AVBxE751x									
E84AVBxE112x									
E84AVBxE152x									
E84AVBxE222x									
E84AVBxE3714									
E84AVBxE3024									



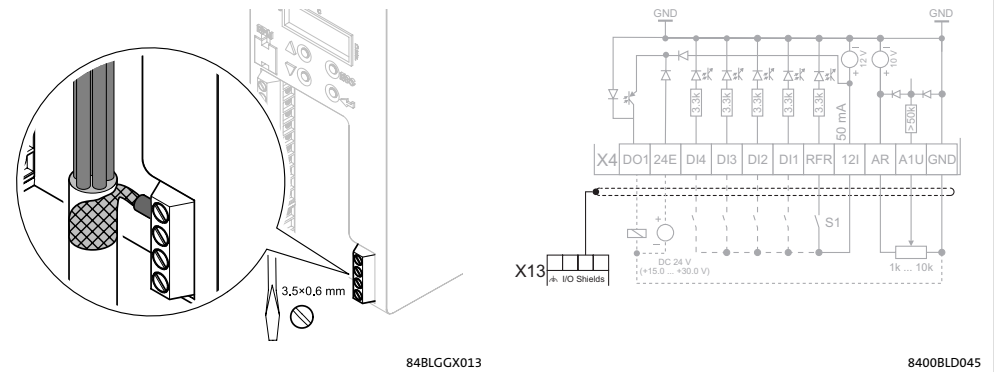
	X1	X4	
	[mm ²] [AWG]	[mm ²] [AWG]	[Nm] [lb-in]
E84AVBxE2512	0.2 ... 1.5 24 ... 16	0.2 ... 1.5 24 ... 16	0.5 4.5
E84AVBxE371x			
E84AVBxE551x			
E84AVBxE751x			
E84AVBxE112x			
E84AVBxE152x			
E84AVBxE222x			
E84AVBxE3024			





X4



X13



	X13	
		
	[mm ²] [AWG]	[Nm] [lb-in]
E84AVBxE2512	0.2 ... 1.5 24 ... 16	0.5 4.5
E84AVBxE371x		
E84AVBxE551x		
E84AVBxE751x		
E84AVBxE112x		
E84AVBxE152x		
E84AVBxE222x		
E84AVBxE3024		



© 03/2009



AC Technology Corporation
630 Douglas Street
Uxbridge, MA 01569
USA



+1 508 / 278-9100



+1 508 / 278-78 73



info@actechdrives.com



www.Lenze-actech.com

Service Lenze Service GmbH
Breslauer Straße 3
D-32699 Extertal
Germany



00 80 00 / 24 4 68 77 (24 h helpline)



+49 (0)51 54 / 82-11 12



Service@Lenze.de

EDK84VBCE402 ■ 13291900 ■ DE/EN/FR/ES/IT ■ 2.0 ■ TD03

10 9 8 7 6 5 4 3 2 1